



THE WOODWORKERS



RESTORATION PRODUCTS
CATALOGUE
Traditional joinery since 1928

BRISBANE

Showroom : 1085 Ipswich rd, Moorooka 4105
 Postal : PO Box 206, Moorooka 4105
 Head Office : Evesham St, Moorooka 4105
 Tel: (07) 3848 1383 Fax: (07)3892 1476
 Email : sales@woodworkers.com.au

GOLD COAST

Brickworks Annex,
 Warehouse Rd., Southport 4215
 Tel : (07) 5571 0088
 Fax : (07) 5571 0617
 goldcoast@woodworkers.com.au

SUNSHINE COAST

53 Wises Rd,
 Maroochydore 4558
 Tel : (07) 5479 0999
 Fax : (07) 5479 0911
 sunshine@woodworkers.com.au

**Fine Solid Timber Joinery
Since 1928**

biggest choice
 best prices
 innovative designs
 Largest stock

OUR RESTORATION CATALOGUE

Put simply the Woodworkers' Company has been making fine timber joinery for period, contemporary or architectural style houses since 1928, as well as replica timber and ironwork for the reconstruction of older style houses.

We've built our business by carefully studying the proportions and details of original joinery and developing our own industry leading production systems to replicate these precisely.

Alone among joinery makers, our effort is concentrated on ensuring our joinery is as well proportioned and designed as it is made. We care about design. We have our own in-house design team to provide free advice and costings, backed by Australia's only computerised shop drawing system to guarantee accuracy and quality.

Made to measure joinery is made one piece at a time, by hand, using traditional wedged mortise and tenon construction and our own authentic range of mouldings and trims. We take the time to hand pick our timber carefully, work it skillfully and fit our joints meticulously. We prefer proven timbers such as genuine Surian Red Cedar or New Guinea Rosewood and we buy only from timber suppliers who source from managed sustainable yield forests. In joinery making, we believe the old ways are best. We've grown steadily by applying our simple philosophy of making affordable joinery to original designs using traditional techniques.

Our made to measure and stock joinery prices compare very favourably with our competitors, though we know your choice of joiner will depend as much on service, honesty and reliability as it does on price. Because we have the option of both stock joinery and one-off custom-built designs, we work closely with our clients to interpret their needs precisely or to design their joinery to match a style or budget.

Our unique system of shop drawing approval involves clients in the manufacturing process so that there are no surprises when their joinery arrives. We take a genuine interest in our client's needs because our growth has always relied on repeat business and word-of-mouth recommendation rather than glossy advertising.

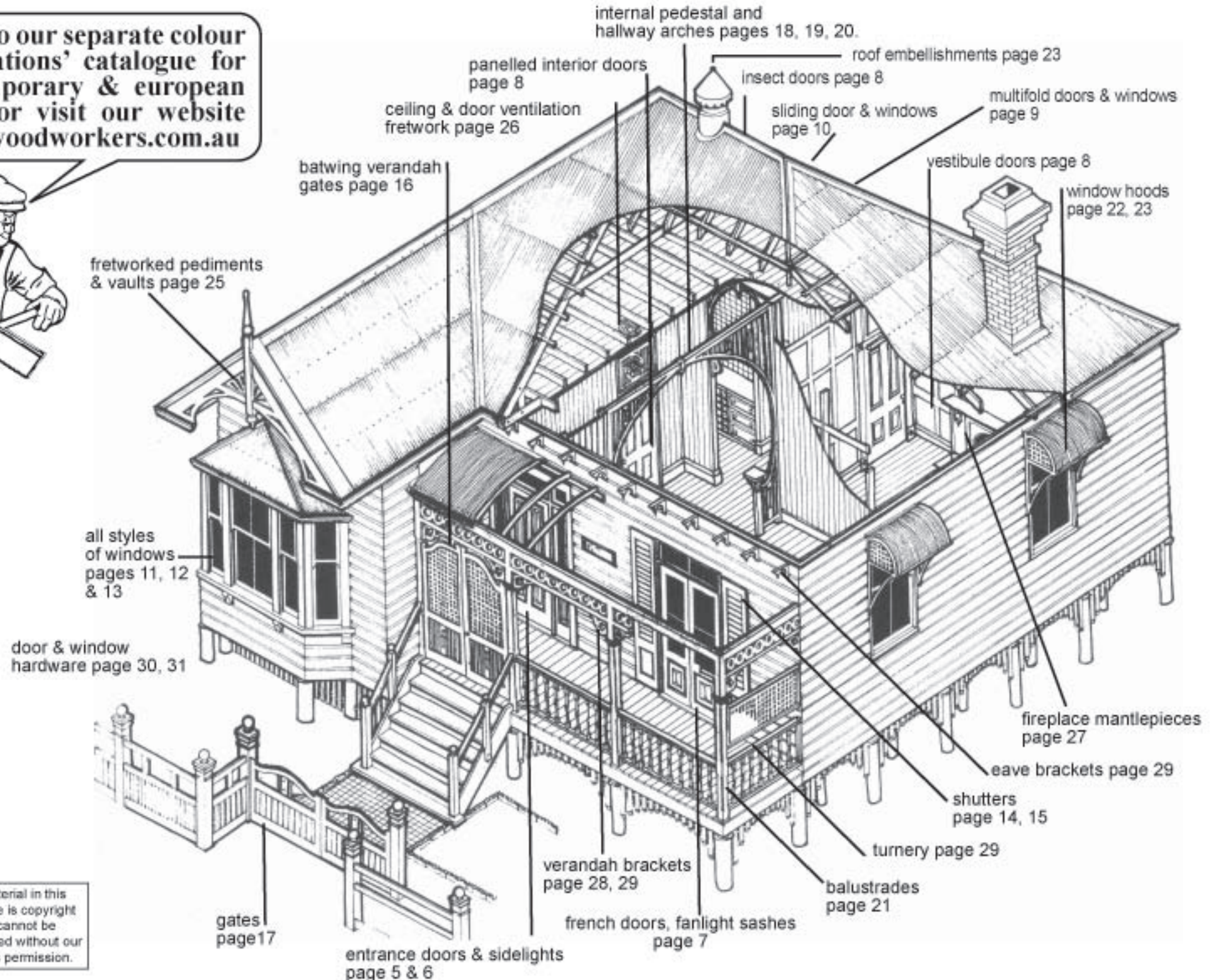
Working with good people is a vital ingredient in successful building or restoration and at Woodworkers we've got the right people to produce the uncommonly good joinery for which you may be looking.

CONTENTS


Thank you for your interest in our catalogue of restoration and joinery products. Our range continues to grow and prices change, so we must reserve the right to change designs and prices where necessary. If you do not see the item you're looking for, try discussing it with us – we'll do our best to help.

We carry a large range of stock doors and windows for the convenience of those able to use standard sized joinery. For those requiring special sizes we offer a made to measure service. Customers are advised to discuss and order their made to measure requirements well ahead of time as we sometimes have substantial lead times.

Refer to our separate colour 'innovations' catalogue for contemporary & european doors or visit our website www.woodworkers.com.au



All material in this brochure is copyright and cannot be reproduced without our express permission.




Gold Coast



Sydney

THE WOODWORKERS COMPANY

- Traditional Joiners -



Sunshine Coast



Brisbane





STOCK FRENCH DOOR RANGE



Single Light



Lockrail



4 Light



8 Light



10 Light



Victorian Single



Victorian Twin



Hopscotch



Coathanger



Gallery Margin Light

refer to our website <http://www.woodworkers.com.au/doors> for contemporary & european stock doors.

PASSAGE & PATIO DOOR RANGE



2 Provincial Single Light



Provincial 4 Light



Provincial 9 Light



Gallery Margin Light



V J Planked Highwaist



V J Planked Vestibule



Victorian 4 Panel



3 Panel High Waist



4 Panel High Waist



Triple Glazed Leadlights

Our handmade leadlights are stronger and easier to clean as they are vacuum sealed in an envelope of clear toughened glass. Our designs have been reproduced from original patterns used in the period 1920 - 1939 and our colours carefully match the originals, however our leadlights provide security, weather resistance & easier maintenance than the original versions and our prices are the best you'll find anywhere.



Rose (Green or Blue)



Laurel (Green or Amber)

Archtop
530 x 590
640 x 650

Round
450 diam.



Tulip (Amber, Green or Blue)



Poppy (Green or Blue)

Sidelights
1040 x 220

Sidelights
(only in Rose, Waratah & Tulip)
965 x 245



Waratah (Amber or Blue)



Rose (Green or Blue)



Waratah (Amber or Blue)

Square Leadlights
245 x 245



Tulip (Amber, Green or Blue)

Sovereign
1045 x 515
1350 x 515
1350 x 220



Bevelled Flower (1040 X 220 only) (Grey)



Bevelled Diamond (1040 X 220 only)



Sovereign (1040 X 220 & 1350 x 220) (Grey)



Sovereign (Grey)

STOCK HERITAGE DOOR RANGE



Horizontal 4 Panel



Cricket Bat



Cricket Bat Glazed



Federation Arch Top



Federation Rose



Paddington



Queen Anne



Edwardian



*Poppy Sidelight (Green or Blue)



*Waratah Sidelight (Amber or Blue)



*Rose Sidelight (Green or Blue)



*Laurel Sidelight (Green or Amber)



*Tulip Sidelight (Green, Amber or Blue)


*Also available in sizes 965mm x 245mm



Georgian Elliptical Archtop Entry



HERITAGE JOINERY



Victorian Archtop Entry

BRISBANE

Showroom : 1095 Ipswich rd, Moorooka 4105
 Postal : PO Box 206, Moorooka 4105
 Head Office : Evesham St, Moorooka 4105
 Tel: (07) 3848 1383 Fax: (07)3892 1476
 Email : sales@woodworkers.com.au

GOLD COAST


Brickworks Annex,
 Warehouse Rd., Southport 4215
 Tel : (07) 5571 0088
 Fax : (07) 5571 0617
 goldcoast@woodworkers.com.au

SUNSHINE COAST

53 Wisers Rd,
 Maroochydore 4558
 Tel : (07) 5479 0999
 Fax : (07) 5479 0911
 sunshine@woodworkers.com.au

Traditional Style Entrances

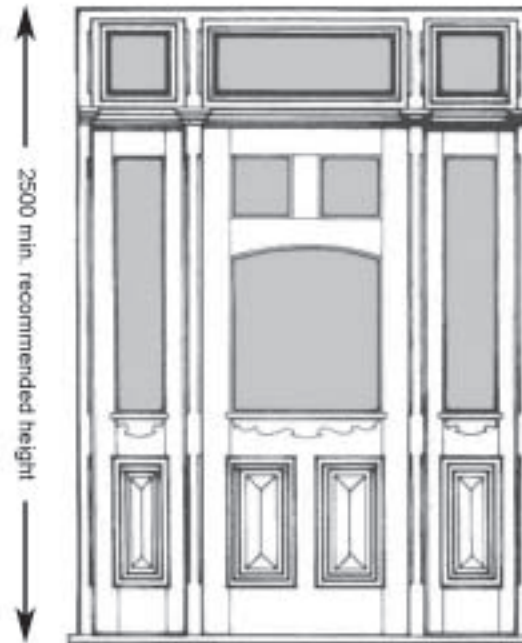
- biggest choice
- best prices
- innovative designs
- largest stock



Woodworkers'
Georgian Elliptical Archtop Entry
 with pedestal columns
 PE9 (Circa 1840-1870)



Woodworkers'
High Victorian Entry
stock size: 2550 x 1850mm (width adjustable)
without transome & crown: 2100 x 1850mm
 with cricket bats, collections and moulded entablature
 PE1 (Circa 1880-1900)



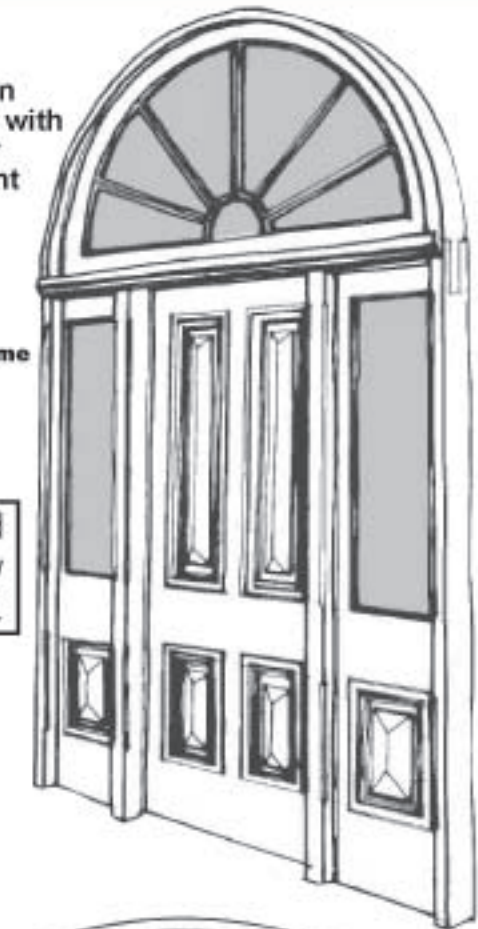
Woodworkers'
Queen Anne Entry
stock size: 2550 x 1850mm (width adjustable)
without transome & crown: 2100 x 1850mm
 with appliqué sills, bats and collections
 PE8 (Circa 1890-1918)



Woodworkers'
Federation Entry
stock size: 2550 x 1850mm (width adjustable)
without transome & crown: 2100 x 1850mm
 with appliqué sills and sunrise transome
 PE7 (Circa 1910-1930)

High Victorian Entry Shown with semi-circular transome light and frame
stock size:
 2550 x 1850mm
 (width adjustable)
without transome & crown:
 2100 x 1850mm

We custom build entrances to any design or size.



TRADITIONAL ENTRANCES

The impressive entrances of the Colonial, Victorian & Federation eras achieved their warmth and character by the skillful combination of obvious craftsmanship, rich colours and fine timber. The Woodworkers Company continues the tradition of hand building entrance portals to original designs without compromise. Our entrances stand apart by their authenticity and painstaking attention to detail — attributes that no mass produced entry can ever achieve. We will design and build entrances to any specification or design.



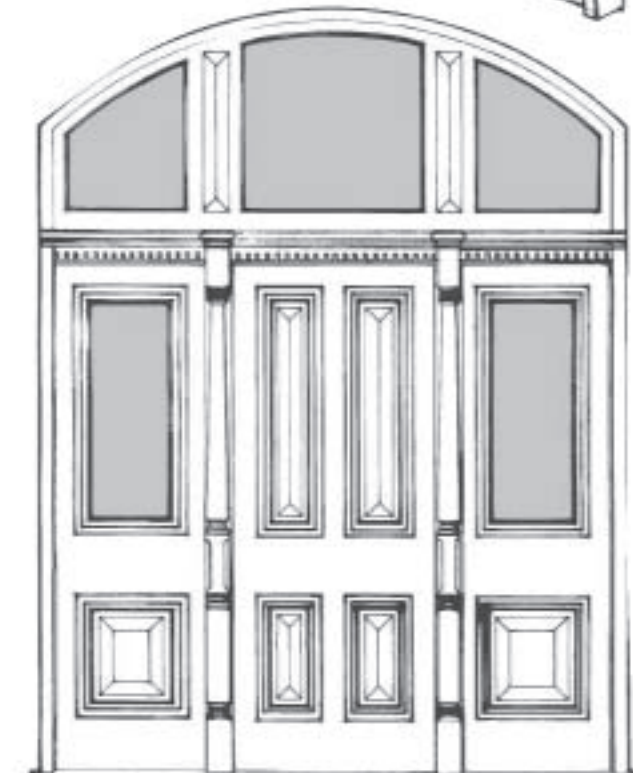
Woodworkers'
Victorian Palladian Entry
 with appliqué scroll pediment and pedestal columns
 PE2 (Circa 1880-1900)



Woodworkers'
Victorian Leadlight Entry
 with cricket bats and side lights integral in frame
 PE5 (Circa 1880-1900)



Woodworkers'
Federation Sunrise Entry
 with appliqué sills, bats and collections
 PE17 (Circa 1890-1918)



Woodworkers'
Grand Victorian Entry
 with pedestal columns, flat arch transome lights and cricket bat entry door
 PE6 (Circa 1880-1900)

BRISBANE

Showroom : 1095 Ipswich rd, Moorooka 4105
 Postal : PO Box 206, Moorooka 4105
 Head Office : Evesham St, Moorooka 4105
 Tel: (07) 3848 1383 Fax: (07)3892 1476
 Email : sales@woodworkers.com.au

GOLD COAST

Brickworks Annex,
 Warehouse Rd., Southport 4215
 Tel : (07) 5571 0088
 Fax : (07) 5571 0617
 goldcoast@woodworkers.com.au

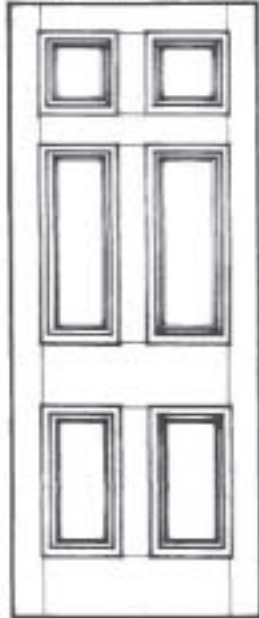
SUNSHINE COAST

53 Wises Rd,
 Maroochydore 4558
 Tel : (07) 5479 0999
 Fax : (07) 5479 0911
 sunshine@woodworkers.com.au

biggest choice
 best prices
 innovative designs
 largest stock

Entrance & French Doors

PANELLED ENTRANCE DOORS



Woodworkers' Colonial Six Panel
 EP2 (Circa 1840-1890)
 also available with cricket bat panels

Woodworkers' Victorian Archtop
 EP3 (Circa 1870-1900)
 with or without collection moulds

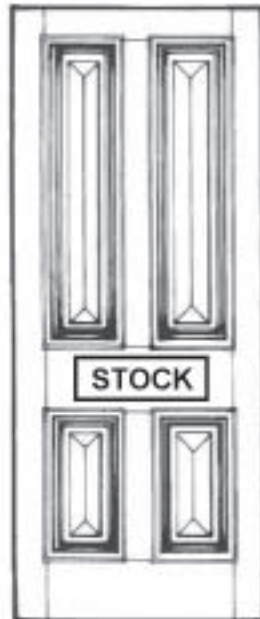

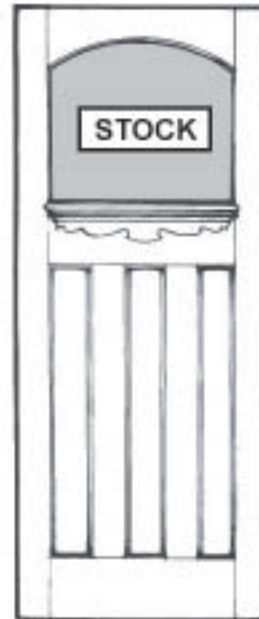
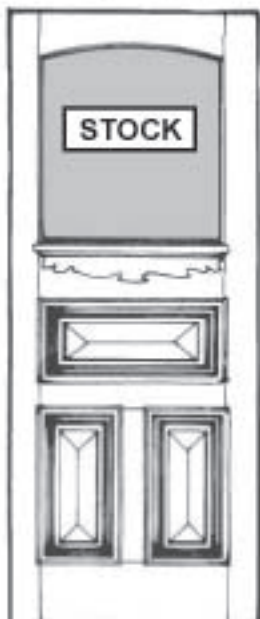
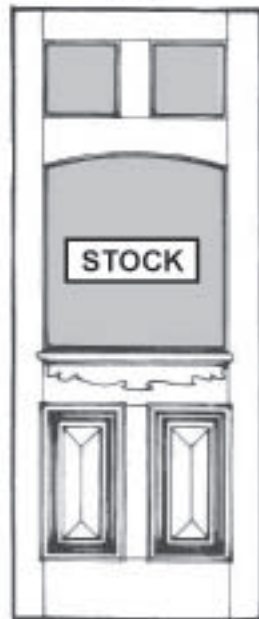
Woodworkers' Victorian Four Panel
 EP4 (Circa 1860-1910)
 collection moulds and flat panels standard

Woodworkers' Glazed Four Panel
 EP4G (Circa 1860-1910)
 available with or without collection moulds

Woodworkers' Cricket Bat Glazed
 EP6G (Circa 1860-1910)
 available with or without collection moulds

2040 x 820 x 40 stock sizes
 2040 x 410 x 40 Maple or Cedar

Traditionally, the entry door is the thickest, most elaborate door in the house. The Woodworkers Company makes custom panelled doors to any size using generous 40 mm thick stile timbers, solid wedged mortise and tenon construction coupled with our range of period mouldings and beads. We will quote on doors for particular applications and to supply our doors with matching sidelights, frames, architraves and other door dressings.



Woodworkers' Queen Anne
 EP8 (Circa 1875-1910)

Woodworkers' Edwardian
 EP9 (Circa 1890-1920)

Woodworkers' Federation Archtop
 EP10 (Circa 1910-1930)

Woodworkers' Federation Rose
 EP11 (Circa 1910-1930)

Woodworkers' Victorian Cricket Bat
 EP6 (Circa 1880-1900)

2040 x 820 x 40 stock sizes
 2040 x 410 x 40 Maple or Cedar

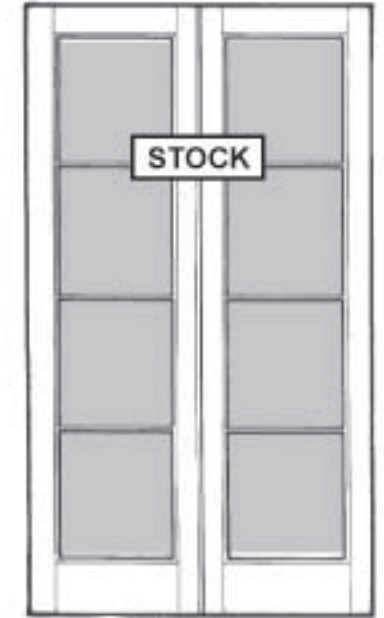
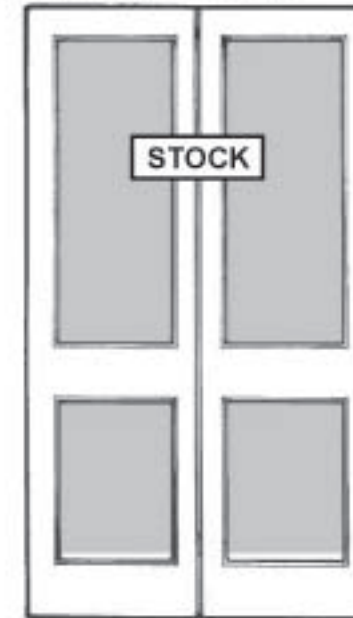
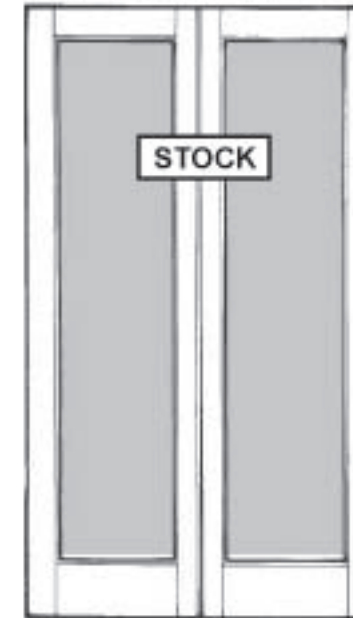
2040 x 820 x 40 stock sizes
 2040 x 410 x 40 Maple or Cedar

2040 x 820 x 40 stock sizes
 2150 x 920 x 40 Maple or Cedar

2040 x 820 x 40 stock sizes
 2040 x 410 x 40 Maple or Cedar

2040 x 820 x 40 stock sizes
 2100 x 870 x 40 Maple or Cedar

FULLY GLAZED FRENCH DOORS



Woodworkers' Contemporary
 GF0

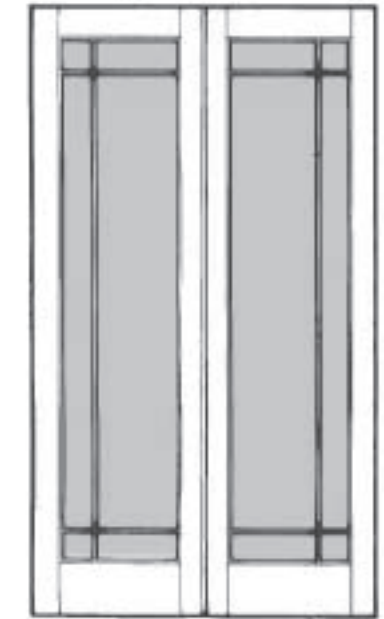
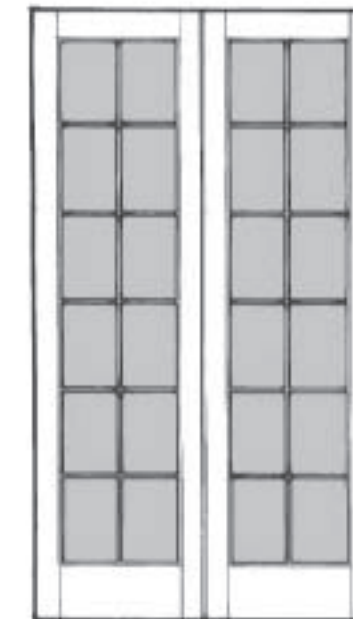
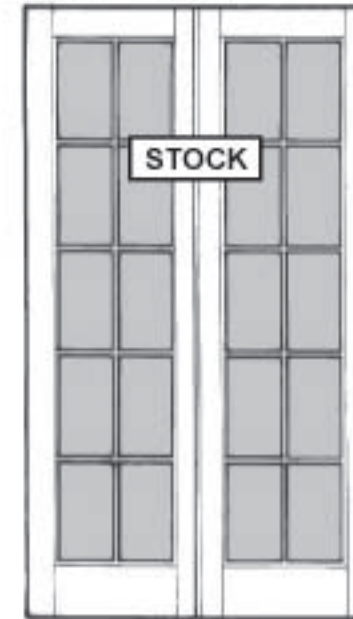
Woodworkers' Lockrail
 GFL

Woodworkers' Four Light
 GF03

Stock red cedar, clear glazed french door sizes available:-
 2040 x 1020 x 40
 2040 x 920 x 40
 2040 x 820 x 40
 2040 x 720 x 40
 2040 x 620 x 40

Hardware kits see pages 26, 27

see page 10 for combination units using french doors



Woodworkers' Ten Light
 GF14

Woodworkers' Twelve Light
 GF15

Woodworkers' Gallery Margin Light
 GF12M

refer our website www.woodworkers.com.au/doors/prices for current prices

BRISBANE

Showroom : 1095 Ipswich rd, Moorooka 4105
Postal : PO Box 206, Moorooka 4105
Head Office : Evesham St, Moorooka 4105
Tel: (07) 3848 1383 Fax: (07)3892 1476
Email : sales@woodworkers.com.au

GOLD COAST

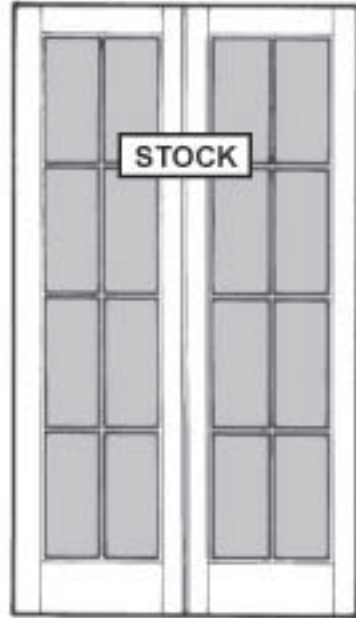
Brickworks Annex,
Warehouse Rd., Southport 4215
Tel : (07) 5571 0088
Fax : (07) 5571 0617
goldcoast@woodworkers.com.au

SUNSHINE COAST

53 Wisers Rd,
Maroochydore 4558
Tel : (07) 5479 0999
Fax : (07) 5479 0911
sunshine@woodworkers.com.au

French Doors

biggest choice
best prices
innovative designs
largest stock

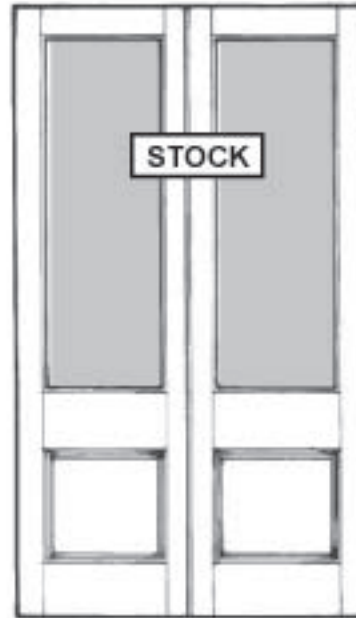


Woodworkers'
Eight Light
GF13

Our french doors are made
in 40 mm thick timber.

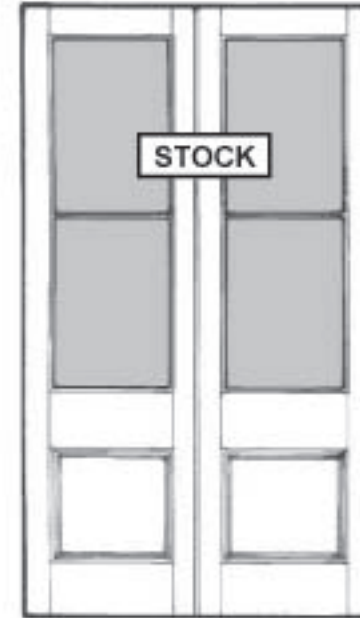
**PANELLED FRENCH
DOORS**

Our doors are thicker and stronger than most joinery available today – but no more expensive. We workshop glaze our doors to any specification using tinted putty or mitred beads, & provide matching frames, architraves & pre-hanging, if required. This selection of designs indicates the scope of our range but we are always ready to quote to any other design. All our french doors are standard 40 mm thick and all designs can be made with gunstock stiles for an additional charge. All stock french doors are manufactured from surian red cedar.



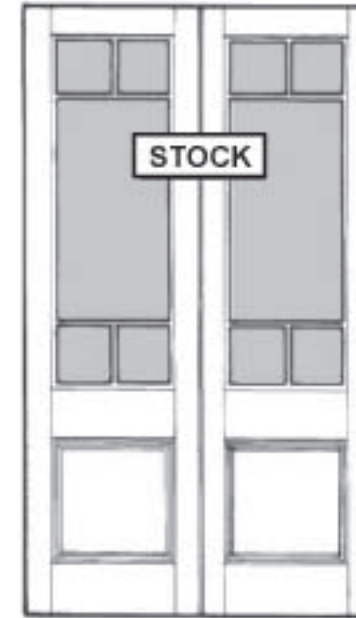
Woodworkers'
Victorian Single Light
PF0

Rebated Stock Size (pair)
2040 x 1227 x 40 mm
2040 x 1067 x 40 mm



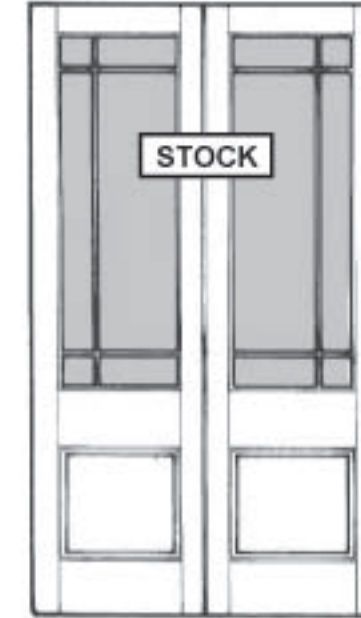
Woodworkers'
Victorian Twin Light
PF01

Rebated Stock Size (pair)
2040 x 1227 x 40 mm
2040 x 1067 x 40 mm



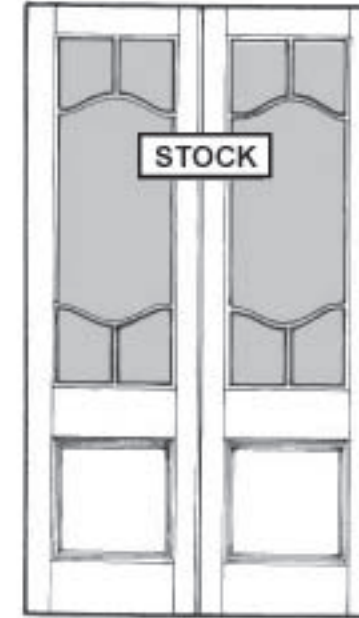
Woodworkers'
Hopscotch Five Light
PF12H

Rebated Stock Size (pair)
2040 x 1227 x 40 mm




Woodworkers'
Gallery Margin Light
PF12M

Rebated Stock Size (pair)
2040 x 1227 x 40 mm

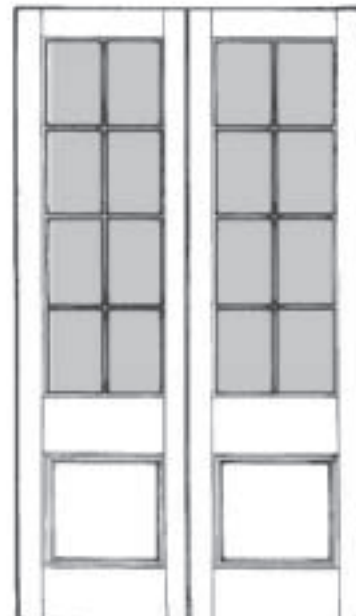


Woodworkers'
Coathanger Five Light
PF12C


Rebated Stock Size (pair)
2040 x 1227 x 40 mm




Woodworkers'
Coathanger
GF12C



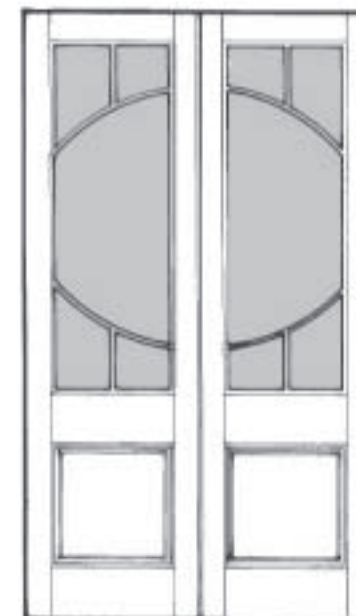
Woodworkers'
Georgian Eight Light
PF13



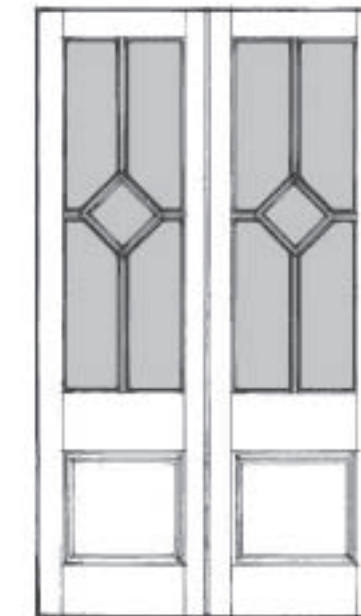
Woodworkers'
Four Light
PF11



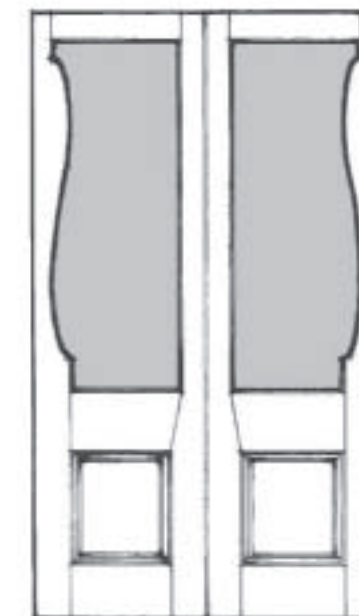
Woodworkers'
Arch Top
PFAT



Woodworkers'
Parisian Five Light
PF12P



Woodworkers'
Diamond
PF11D



Woodworkers'
Federation Urn
PF0FU

refer our website www.woodworkers.com.au/doors/prices for current prices

BRISBANE

Showroom : 1095 Ipswich rd, Moorooka 4105
Postal : PO Box 206, Moorooka 4105
Head Office : Evesham St, Moorooka 4105
Tel: (07) 3848 1383 Fax: (07)3892 1476
Email : sales@woodworkers.com.au

GOLD COAST

Brickworks Annex,
Warehouse Rd., Southport 4215
Tel : (07) 5571 0088
Fax : (07) 5571 0617
goldcoast@woodworkers.com.au

SUNSHINE COAST

53 Wisers Rd,
Maroochydore 4558
Tel : (07) 5479 0999
Fax : (07) 5479 0911
sunshine@woodworkers.com.au


**Glazed, Internal and
Insect Doors**

biggest choice
best prices
innovative designs
largest stock


GLAZED DOORS



Woodworkers'
Vista Door
2040 x 820 x 50
2040 x 720 x 50
2040 x 620 x 50




Woodworkers'
**1930's Fifteen
Light**
FG24



Woodworkers'
**VJ Planked
Vestibule**
HG0VJ

2040 x 820 x 40 stock sizes
Maple or Cedar



Woodworkers'
**VJ Planked
High Waist**
HG0HVJ

2040 x 820 x 40 stock sizes
Maple or Cedar


INTERNAL PANELLED DOORS



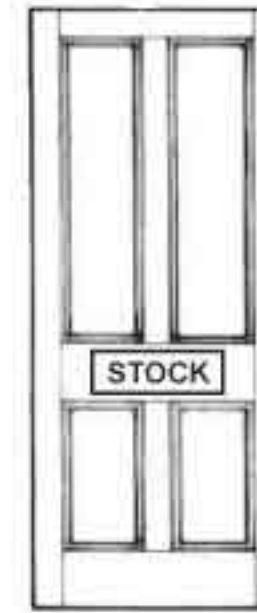
Woodworkers'
Flush Ply Door
IP0



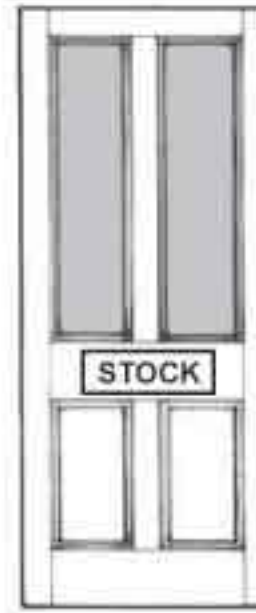
Woodworkers'
Fed. High Waist 4 Panel
IP4 (in Maple)
2040 x 820 x 35
2040 x 720 x 35



Woodworkers'
Fed. High Waist 3 Panel
IP3 (in Maple)
2040 x 820 x 35
2040 x 720 x 35



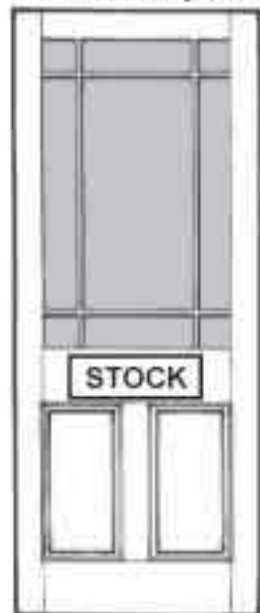
Woodworkers'
Victorian 4 Panel
IP2



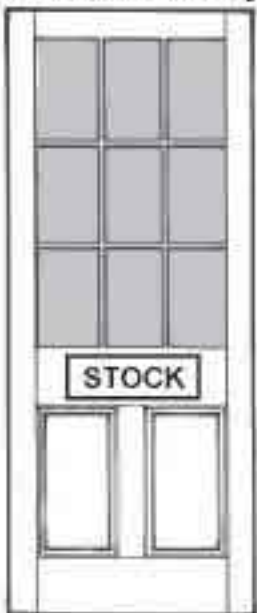
Woodworkers'
Vic. 4 Panel Glazed
IP2G

HALF GLAZED VESTIBULE DOORS

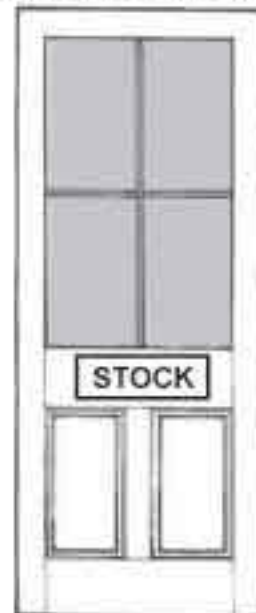
All traditional styles available with collection moulds, gunstock stiles or as stable doors.



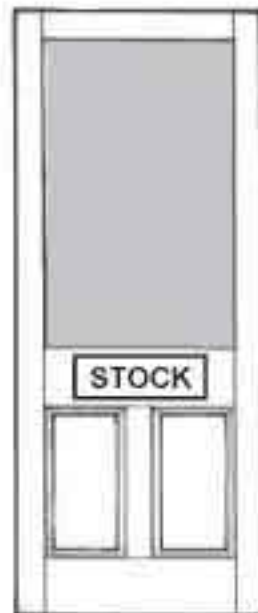
Woodworkers'
Victorian Margin Light
HG23M (in Cedar)
2040x820x40



Woodworkers'
Provincial Nine Light
HG22 (in Cedar)
2040x820x40




Woodworkers'
Vestibule Four Light
HG11 (in Cedar)
2040x820x40

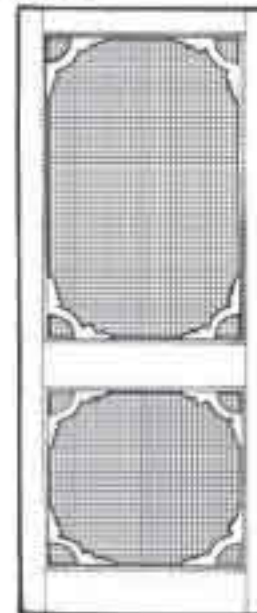


Woodworkers'
Provincial 1 Light
HG00 (in Cedar)
2040x820x40

**INSECT
DOORS**

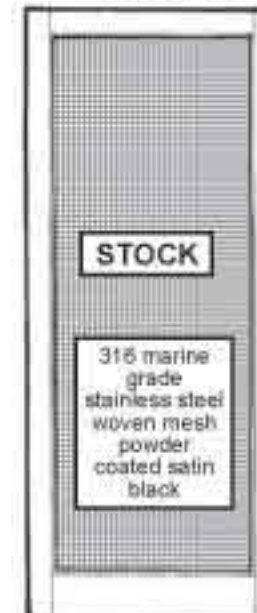


Woodworkers'
Two Panel
IS1 (in cedar)



Woodworkers'
Melbourne Bracket
IS6

**CRIMSCREEN
MESH**



Woodworkers'
Single Panel
CM0 (in cedar)
2040 x 820 x 40
2040 x 720 x 40
2040 x 620 x 40

VICTORIAN INTERNAL DOORS

	Maple	Cedar
Victorian Four Panel (IP2)		
2040 x 870 x 35	<input checked="" type="checkbox"/>	
2040 x 820 x 35	<input checked="" type="checkbox"/>	<input checked="" type="checkbox"/>
2040 x 770 x 35	<input checked="" type="checkbox"/>	
2040 x 720 x 35	<input checked="" type="checkbox"/>	<input checked="" type="checkbox"/>
2040 x 620 x 35	<input checked="" type="checkbox"/>	<input checked="" type="checkbox"/>
2040 x 520 x 35	<input checked="" type="checkbox"/>	
Victorian Four Panel Glazed (IP2G)		
2040 x 820 x 35	<input checked="" type="checkbox"/>	<input checked="" type="checkbox"/>
2040 x 720 x 35	<input checked="" type="checkbox"/>	<input checked="" type="checkbox"/>
2040 x 410 x 35	<input checked="" type="checkbox"/>	<input checked="" type="checkbox"/>

We make internal panelled doors, insect screen and crimscreen mesh doors with the same care as our external range. We also carry stocks of Victorian Four Panel and High Waist doors in a range of sizes. We are always ready to quote on new designs to your specifications.

refer our website www.woodworkers.com.au/doors/prices for current prices

Multi-Fold Combinations

TRACKLESS BI-FOLDS USING STOCK DOORS AND WINDOWS

IMPORTANT INFORMATION
 Trackless bifold systems are not technically equivalent to the more expensive overhead track bifold systems. They are prone to sag over time and are more susceptible to problems from movement in the surrounding floors or walls. Purchasers are cautioned that the bottom roller system minimises rather than eliminates sag.

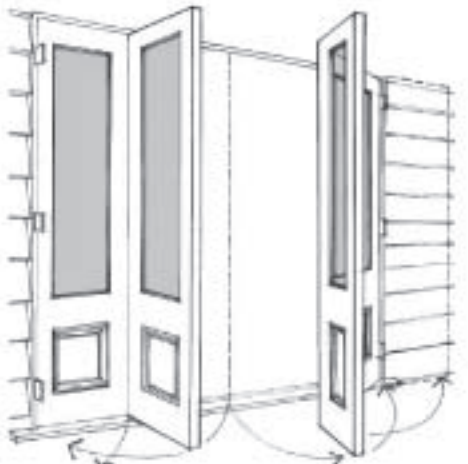
if you're after bifolds on a budget, trackless systems are a great solution for openings less than 3 metres.



Woodworkers manufactures and can arrange site installation of multi-fold doors for virtually any application. Our standard hardware system was specifically developed for weather sealing against draughts, water and insects in exposed environments and is certified for Australian Standard AS 2047.1. We manufacture trackless systems for openings up to 3 metres (in both concertina and bifold systems) and overhead tracked multi-folds for almost any size opening.



FOLDING TRACKLESS BI-FOLD
 With folding action the centre door opens out over the outer door & the pair then swing 180° to park against the side wall.



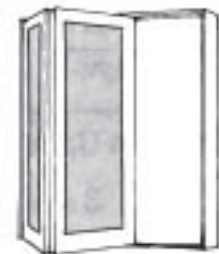
CONCERTINA TRACKLESS BI-FOLD
 With concertina action the centre door opens inwards on the outer door and the pair swing 180° to park against the side wall.



NOTE:
 Concertina action is preferred as it is less prone to sag

OVERHEAD TRACK MULTI-FOLDS USING STOCK DOORS

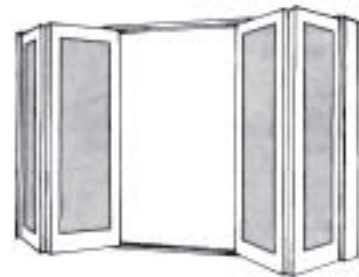
STANDARD HEIGHT MULTI-FOLDS - 2170mm ; STANDARD OVERHEIGHT MULTI-FOLD - 2400mm



Two Door Multi-fold Left or Right
 Frame Width (Door Width)
 1919 mm (920 mm)*
 1719 mm (820 mm)
 1519 mm (720 mm)
 1319 mm (620 mm)



Four Door Multi-fold 3 One Way - 1 Flapper
 Frame Width (Door Width)
 3752 mm (920 mm)*
 3352 mm (820 mm)
 2952 mm (720 mm)
 2552 mm (620 mm)



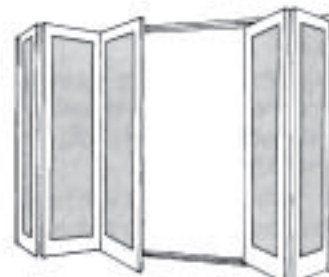
Four Door Multi-fold 2 Left - 2 Right
 Frame Width (Door Width)
 3765 mm (920 mm)*
 3365 mm (820 mm)
 2965 mm (720 mm)
 2565 mm (620 mm)




Five Door Multi-fold All Left or All Right
 Frame Width (Door Width)
 4685 mm (920 mm)*
 4185 mm (820 mm)
 3685 mm (720 mm)
 3185 mm (620 mm)




Three Door Multi-fold All Left or All Right
 Frame Width (Door Width)
 2839 mm (920 mm)*
 2539 mm (820 mm)
 2239 mm (720 mm)
 1939 mm (620 mm)



Five Door Multi-fold 3 One Way - 2 The Other
 Frame Width (Door Width)
 4674 mm (920 mm)*
 4186 mm (820 mm)
 3686 mm (720 mm)
 3186 mm (620 mm)



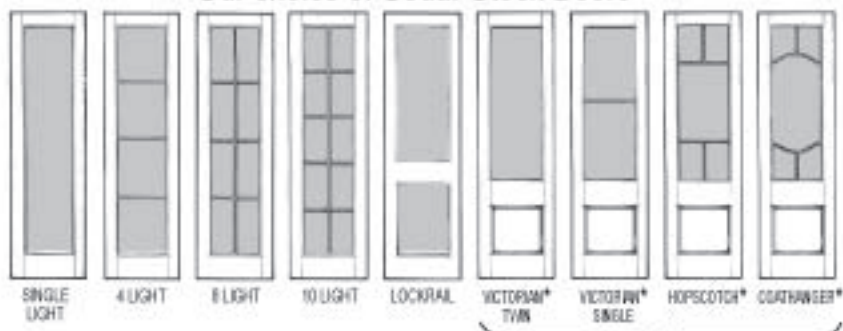
Four Door Multi-fold All Left or All Right
 Frame Width (Door Width)
 3765 mm (920 mm)*
 3365 mm (820 mm)
 2965 mm (720 mm)
 2565 mm (620 mm)



Six Door Multi-fold 5 Left or Right - 1 Flapper
 Frame Width (Door Width)
 5599 mm (920 mm)*
 4999 mm (820 mm)
 4399 mm (720 mm)
 3799 mm (620 mm)

Multi-fold combinations are compliant with AS2047

Our choice of Cedar Stock Doors



* Overheight stock multifolds are available in single light design only

Only available 620mm wide

NOTE
 For logistics it is recommended multi-fold systems over 4500 mm in width are disassembled and flat packed. A registered sub-contractor can be arranged for the purchaser by Woodworkers, if required, to re-assemble and fix at an additional cost. Final adjustment may be necessary by installer after frame is installed. A service fee will apply if Woodworkers is required to provide on site adjustment. Flush bolts (half keyed) and clear glass included. Multi-fold door systems are warranted to open out only. The system can be hung to open in but does not carry a weatherproof warranty. Height is measured from underside of sill to top of frame.

BRISBANE

Showroom : 1095 Ipswich rd, Moorooka 4105
 Postal : PO Box 206, Moorooka 4105
 Head Office : Evesham St, Moorooka 4105
 Tel: (07) 3848 1383 Fax: (07)3892 1476
 Email : sales@woodworkers.com.au

GOLD COAST

Brickworks Annex,
 Warehouse Rd., Southport 4215
 Tel : (07) 5571 0088
 Fax : (07) 5571 0617
 goldcoast@woodworkers.com.au

SUNSHINE COAST

53 Wisers Rd,
 Maroochydore 4558
 Tel : (07) 5479 0999
 Fax : (07) 5479 0911
 sunshine@woodworkers.com.au

Combinations, Sliding Doors and Fanlights

biggest choice
 best prices
 innovative designs
 largest stock

French Door & Front Door Framing Kits

OPEN OUT FRENCH DOOR

2100mm x Width	Door Width
890 mm	single 820 mm
1300 mm	1 pair 620 mm
1500 mm	1 pair 720 mm
1700 mm	1 pair 820 mm

OPEN IN FRENCH DOOR

2109mm x Width	Door Width
890 mm	single 820 mm
1300 mm	1 pair 620 mm
1500 mm	1 pair 720 mm
1700 mm	1 pair 820 mm

STOCK FIXED SIDELIGHT OPTIONS

ONE FIXED SIDELIGHT

2100mm x Width	Door Width
1952mm	620mm
2252mm	720mm
2552mm	820mm
2852mm	920mm
3152mm	1020mm

Stock French Doors

STOCK JOINERY
 Make'em fit
 and you'll save
 a fair bit

TWO FIXED SIDELIGHT

2100mm x Width	Door Width
2604mm	620mm
3004mm	720mm
3404mm	820mm
3804mm	920mm
4204mm	1020mm

Stock French Doors

STOCK DOUBLE HUNG SIDELIGHT OPTIONS

ONE DOUBLE HUNG SIDELIGHT

2100mm x Width	Door Width	D/Hung Width
1868mm	620mm	600mm
2068mm	720mm	600mm
2268mm	820mm	600mm
2468mm	920mm	600mm
2668mm	1020mm	600mm
2028mm	620mm	760mm
2228mm	720mm	760mm
2428mm	820mm	760mm
2628mm	920mm	760mm
2828mm	1020mm	760mm

available in single light & 8 light

Double hung sidelights are hung on spiral balances.

TWO DOUBLE HUNG SIDELIGHTS

2100mm x Width	Door Width	D/Hung Width
2436mm	620mm	600mm
2636mm	720mm	600mm
2836mm	820mm	600mm
3036mm	920mm	600mm
3236mm	1020mm	600mm
2756mm	620mm	760mm
2956mm	720mm	760mm
3156mm	820mm	760mm
3356mm	920mm	760mm
3556mm	1020mm	760mm

available in single light & 8 light

French door with centre pivot fanlight over

FANLIGHTS

Opening fanlights were originally installed above doorways to ventilate interiors at night. They can be top or bottom hinged, centre pivoted or permanently fixed to become transome lights. Above major entrances, fanlights were commonly embellished with ornate glazing bar tracery or with colourful leadlights.

PORTHOLE WINDOWS

with decorative architrave PH3

PH2

Classic Archtop TRA

Porthole Window PH1
 Stock size 600 x 600 mm with leadlight options available. Triple glazed leadlights on page 3

STOCK SLIDING DOORS
 x=sliding o=fixed

Woodworkers can make sliding doors using stock door components to any configuration, or custom make sliders to any size or design. The active sliding door traditionally slides to the outside of the frame, but will be hung to slide internally on request. The rollers are premium quality adjustable stainless steel running on brass tracks for maximum durability.

see pg. 13 for Yorkshire Sliders (windows)

refer our **FAQ 7** for comparative information on multifolds, sliders and combination units

"xxx" allows jamb width of 180mm

4 DOORS (2 SLIDING)

Height x Width	Door	Type
2095 x 2744	720mm	oxxo
2095 x 3144	820mm	oxxo
2095 x 3544	920mm	oxxo
2095 x 3944	1020mm	oxxo

3 DOORS (2 SLIDING)

Height x Width	Door	Type
2095 x 2023	720mm	oxx
2095 x 2323	820mm	oxx
2095 x 2624	920mm	oxx
2095 x 2924	1020mm	oxx

3 DOORS (1 SLIDING)

Height x Width	Door	Type
2095 x 2323	820mm	oxo
2095 x 2624	920mm	oxx
2095 x 2924	1020mm	oxx

1 PAIR DOORS (1 SLIDING)

Height x Width	Door	Type
2095 x 1604	820mm	xo
2095 x 1804	920mm	xo
2095 x 2004	1020mm	xo

STOCK
 460mm x 832mm
 all other sizes custom built

Woodworkers' Single Light TR0

Woodworkers' Twin Light TR10

Woodworkers' Sunrise TRS

Woodworkers' Diamond TRD

Woodworkers' Margin Light TR22M

Woodworkers' St. Andrew TRX

BRISBANE

Showroom : 1095 Ipswich rd, Moorooka 4105
Postal : PO Box 206, Moorooka 4105
Head Office : Evesham St, Moorooka 4105
Tel: (07) 3848 1383 Fax: (07)3892 1476
Email : sales@woodworkers.com.au


GOLD COAST

Brickworks Annex,
Warehouse Rd., Southport 4215
Tel : (07) 5571 0088
Fax : (07) 5571 0617
goldcoast@woodworkers.com.au


SUNSHINE COAST

53 Wisers Rd,
Maroochydore 4558
Tel : (07) 5479 0999
Fax : (07) 5479 0911
sunshine@woodworkers.com.au

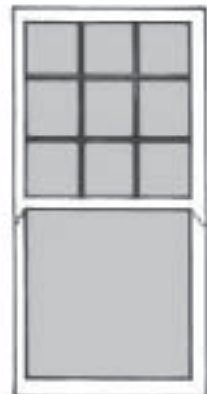
Double Hung Windows



Woodworkers' Eighteen Light
DH24




Woodworkers' Twelve Light
DH22



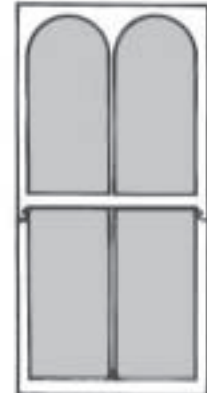
Woodworkers' Queen Anne
DH22Q




Woodworkers' Margin Light
DH22M



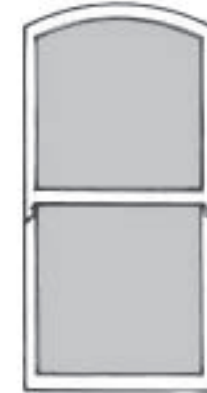
Woodworkers' Asymmetric Nine Light
DA21



Woodworkers' Victorian Arch
DH10V




Woodworkers' Solid Panel
DH0P

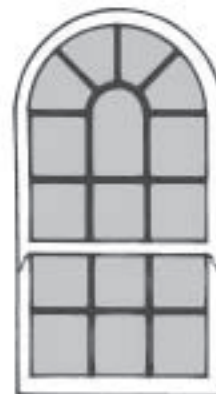


Woodworkers' Arch Top
DH0T

NON-STOCK DESIGNS



Conservatory Archtop Double Hung Windows
in classical bay window application
DH24A

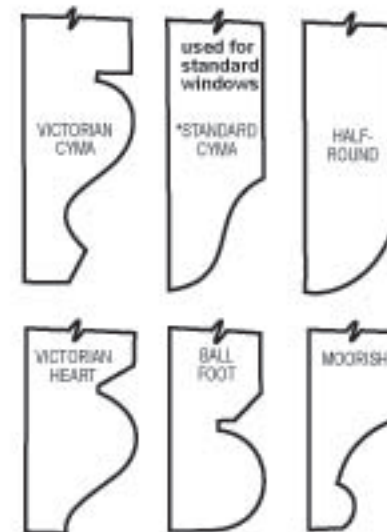


Woodworkers' Conservatory
DH23A

Windows are the eyes of a house, and their proportions, size and style give the building its balance and character. Thoughtful architecture is distinguished by the careful attention paid to co-ordinating the window joinery. Virtually all buildings constructed before World War I used double hung windows exclusively.

Early colonial sashes were designed around 10" x 8" or 12" x 10" imported glass pieces, with six panes in each sash. From 1860 large glass sizes were available and two pane sashes were most popular, often hung on sash cords over pulleys to counterweights concealed in the window frame. By the turn of the twentieth century, the Queen Anne style revived the fashion for smaller glass panes, often incorporating pastel coloured glass or leadlights.

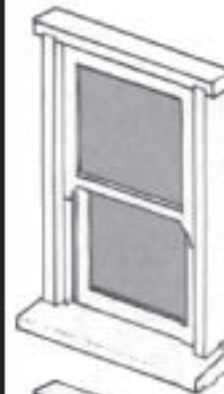
The Woodworkers Company makes double hung windows the traditional way, supplied either as sashes only or as pre-hung units in frames. Spiral balances are used for standard production although counterweighted box frames can be quoted for exact replications.



HAUNCH PROFILES (Custom joinery only)

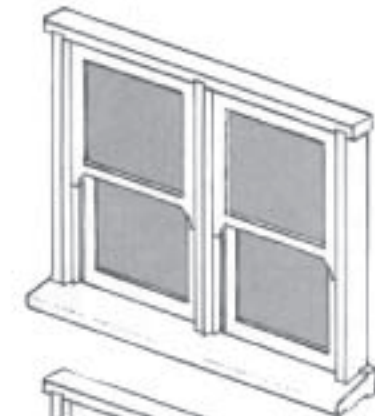
* Standard cyma profile is used generally for stock and custom joinery. Other profiles will attract a surcharge.

STOCK DOUBLE HUNG WINDOWS
dependant on stock most doublehung units are available pre-primed in white or clear at additional 10% cost



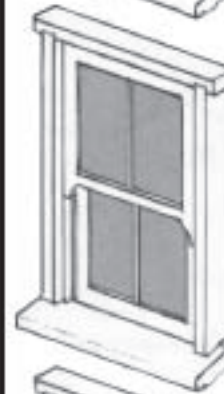
TWO LIGHT

- 2100 x 600 mm
- 2100 x 760 mm
- 1500 x 600 mm
- 1500 x 900 mm
- 1200 x 600 mm
- 1200 x 900 mm
- 1200 x 1200 mm
- 1000 x 600 mm



TWO LIGHT

- 2100 x 1168 mm
- 2100 x 1488 mm
- 1500 x 1168 mm
- 1500 x 1768 mm
- 1200 x 1168 mm
- 1200 x 1768 mm
- 1200 x 2368 mm
- 1000 x 1168 mm



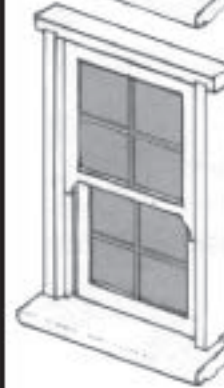
FOUR LIGHT

- 2100 x 600 mm
- 2100 x 760 mm
- 1500 x 600 mm
- 1500 x 900 mm
- 1200 x 600 mm
- 1200 x 900 mm
- 1200 x 1200 mm
- 1000 x 600 mm



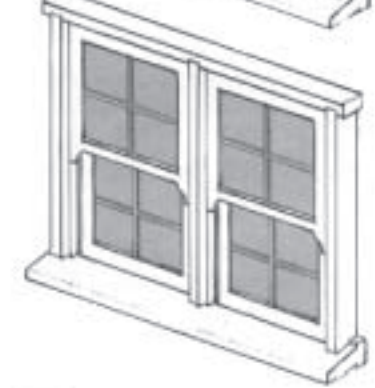
FOUR LIGHT

- 2100 x 1168 mm
- 2100 x 1488 mm
- 1500 x 1168 mm
- 1500 x 1768 mm
- 1200 x 1168 mm
- 1200 x 1768 mm
- 1200 x 2368 mm
- 1000 x 1168 mm



EIGHT LIGHT

- 2100 x 600 mm
- 2100 x 760 mm
- 1500 x 600 mm
- 1500 x 900 mm
- 1200 x 600 mm
- 1200 x 900 mm
- 1200 x 1200 mm



EIGHT LIGHT

- 2100 x 1168 mm
- 2100 x 1488 mm
- 1500 x 1168 mm
- 1500 x 1768 mm
- 1200 x 1168 mm
- 1200 x 1768 mm
- 1200 x 2368 mm

All other sizes can be custom made to your specifications.

STOCK TRIPLE UNITS

- 2100 x 1736 mm
- 2100 x 2216 mm
- 1500 x 1736 mm
- 1500 x 2636 mm
- 1200 x 1736 mm
- 1200 x 2636 mm
- 1200 x 3536 mm
- 1000 x 1736 mm

All genuine Surian Red Cedar

- Hardwood Sills
- 140mm Jambes
- Clear Glass
- Warranted



Available in two light, four light & eight light

for current prices refer to our website
www.woodworkers.com.au/windows/prices

BRISBANE

Showroom : 1095 Ipswich rd, Moorooka 4105
Postal : PO Box 206, Moorooka 4105
Head Office : Evesham St, Moorooka 4105
Tel: (07) 3848 1383 Fax: (07)3892 1476
Email : sales@woodworkers.com.au

GOLD COAST


Brickworks Annex,
Warehouse Rd., Southport 4215
Tel : (07) 5571 0088
Fax : (07) 5571 0617
goldcoast@woodworkers.com.au

SUNSHINE COAST


53 Wisers Rd,
Maroochydore 4558
Tel : (07) 5479 0999
Fax : (07) 5479 0911
sunshine@woodworkers.com.au

Casement Windows

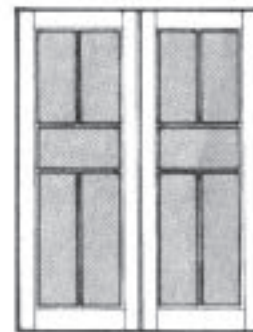
biggest choice
best prices
innovative designs
largest stock



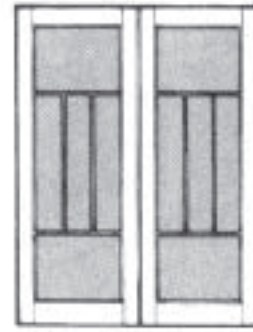
Woodworkers'
Two Light
CS01




Woodworkers'
Three Light
CS02




Woodworkers'
Stretch Five Light
CS12F



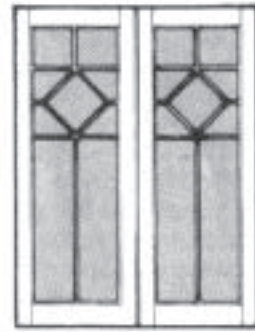
Woodworkers'
Centre Barlights
CS22C



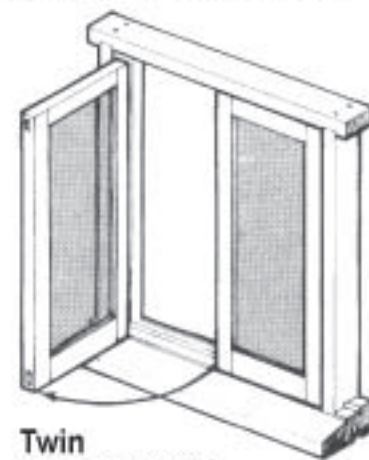
Woodworkers'
Stretch Six Light
CS12S




Woodworkers'
Gallery
CS22M



Woodworkers'
Diamond
CS12D



Twin casement with single light sashes



Woodworkers'
Edwardian style casements with fixed transoms
CS0 with TR0 transoms

NON STOCK CASEMENT WINDOWS

Although casement windows were used in the early colonial era, they remained unpopular until about 1916. Their popularity then increased rapidly with the advent of friction stays and they enjoy a style resurgence to the present day. The Woodworkers Company makes casements to any size or design, supplied separately or as pre-hung units in frames.

NOTE:

- Casements used in high wind environments require mullions between each sash to ensure watertight performance compliant with AS2047.
- Standard casements can be purpose built for higher wind exposure locations at an additional cost.
- Rebated casement windows are unsuitable for exposed

STOCK CASEMENT WINDOWS

Stock casements are manufactured from red cedar 40 mm thick, glazed to AS 1288 with red cedar bead fixed clear glass. Framed sashes are hung on quality stainless steel friction stays in 140 mm x 32 mm red cedar frames with ex 175 mm x 75 mm hardwood sills as standard, hung to the left or right, as required.

NOTE: Stock hopscotch and coathanger sashes come unglazed as standard so that they can be glazed to your requirements.

Available:

- Clear glazing, silicone fixed with timber beads
- factory hanging on stainless steel friction stays
- category 1 hardwood sills with 100mm overhang both sides
- engineered 140 x 32 mm red cedar jambs
- windows suitable for W33 wind zones
- securing hardware excluded



Certified to AS2047 & AS1288

We custom make to any size of course, but if you design around our stock sizes you'll save yourself good money.

refer our FAQ 6 for comparative information on different types of windows

refer to our website www.woodworkers.com.au/windows/prices for current prices

Stock Sash Size Legend	
A	512 x 532
B	912 x 422
C	912 x 572
D	1112 x 422
E	1112 x 572



ONE SASH FRAME

1 HINGED SASH

Frame Size

600 x 600
1000 x 490
1000 x 640
1200 x 490
1200 x 640



TWO SASH FRAME

2 SASHES HINGED AS A PAIR

Frame Size

600 x 1121
1000 x 900
1000 x 1200
1200 x 900
1200 x 1200



THREE SASH FRAME

3 SASHES HINGED IN ONE DIRECTION

Frame Size

1000 x 1312
1000 x 1762
1200 x 1312
1200 x 1762



FOUR SASH FRAME

4 SASHES HINGED IN ONE DIRECTION

Frame Size

1000 x 1723
1000 x 2323
1200 x 1723
1200 x 2323




FOUR SASH FRAME

4 SASHES HINGED AS PAIRS WITH CENTRE MULLION

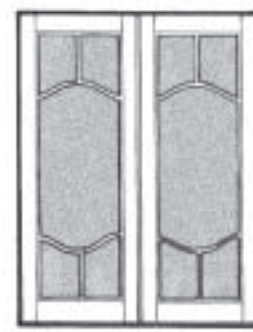
Frame Size

1000 x 1770
1000 x 2370
1200 x 1770
1200 x 2370


STOCK CASEMENT SASH DESIGNS




Woodworkers'
Single Light
sash sizes: A,B,C,D,E




Woodworkers'
Coathanger
sash sizes: D,E




Woodworkers'
Four Light Horizontal



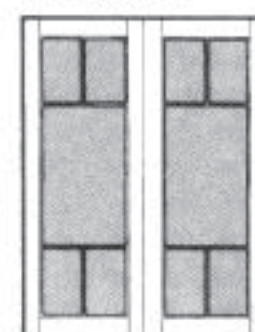
Woodworkers'
Four Light
sash sizes: B,C,D,E



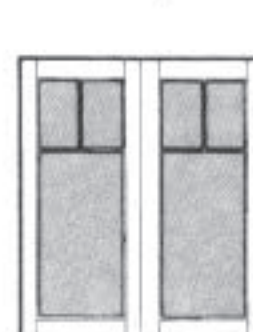
Woodworkers'
Six Light
sash sizes: D,E



Woodworkers'
Eight Light
sash sizes: D,E



Woodworkers'
Hopscotch
sash sizes: D,E



Woodworkers'
Small Hopscotch
sash sizes: B,C

BRISBANE

Showroom : 1095 Ipswich rd, Moorooka 4105
Postal : PO Box 206, Moorooka 4105
Head Office : Evesham St, Moorooka 4105
Tel: (07) 3848 1383 Fax: (07)3892 1476
Email : sales@woodworkers.com.au

GOLD COAST

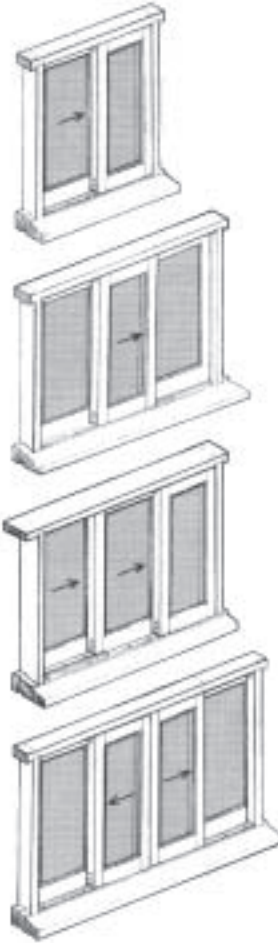
Brickworks Annex,
Warehouse Rd., Southport 4215
Tel : (07) 5571 0088
Fax : (07) 5571 0617
goldcoast@woodworkers.com.au

SUNSHINE COAST

53 Wisers Rd,
Maroochydore 4558
Tel : (07) 5479 0999
Fax : (07) 5479 0911
sunshine@woodworkers.com.au

biggest choice
best prices
innovative designs
largest stock

STOCK YORKSHIRE SLIDER WINDOWS



1 PAIR SASHES (1 SLIDING)

Height	x	Width
1184 mm	x	1162 mm
1184 mm	x	862 mm
984 mm	x	1162 mm
984 mm	x	862 mm
684 mm	x	1093 mm
632 mm	x	1678 mm

3 SASHES (1 SLIDING)

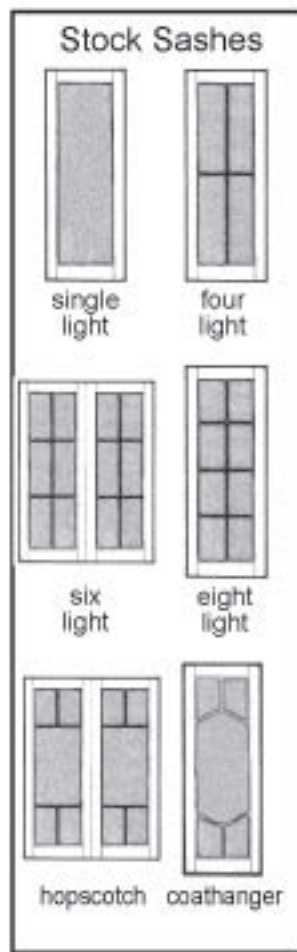
Height	x	Width
1184 mm	x	1690 mm
1184 mm	x	1240 mm
984 mm	x	1690 mm
984 mm	x	1240 mm

3 SASHES (2 SLIDING)
allows jamb width of 160mm

Height	x	Width
1184 mm	x	1690 mm
1184 mm	x	1240 mm
984 mm	x	1690 mm
984 mm	x	1240 mm
684 mm	x	1670 mm
632 mm	x	2460 mm

4 SASHES (2 SLIDING)

Height	x	Width
1184 mm	x	2262 mm
1184 mm	x	1662 mm
984 mm	x	2262 mm
984 mm	x	1662 mm
684 mm	x	2102 mm
632 mm	x	3292 mm



YORKSHIRE SLIDER WINDOWS

The horizontal sliding window originated in the modest farm houses of Yorkshire and the British West Country and the term 'Yorkshire Lights' was generally used pre World War II. Yorkshire sliders were common after 1900 to enclose sleepouts on the sides and rear of worker cottages and after 1960 for more general architectural work.


Sliding Windows generally have one fixed sash and one moving sash, although both sashes can be moving, if required.

NON STOCK YORKSHIRE SLIDER WINDOWS

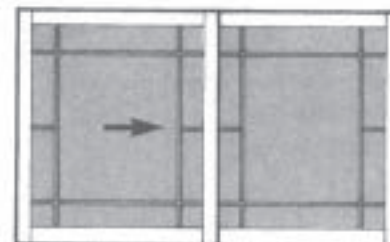
YORKSHIRE SLIDERS: USING STOCK DOORS or STOCK WINDOWS

(X = sliding, O = Fixed)

Allows for cedar frame, 140mm jamb, brass track, pre-hung, bead fixed clear glass



Woodworkers' Yorkshire Nine Lights
YS22



Woodworkers' Yorkshire Margin Lights
YS23M

see page 10 for Yorkshire Sliders (doors)

OVERHEAD TRACK MULTI-FOLD WINDOW SYSTEMS USING STOCK CASEMENTS


Multi-fold window system does not use a bottom track.
Reduce frame height by 40 mm to exclude sill.
Sery top available in cedar. P.O.A.



Two Sash Multi-fold Left or Right

Height	x	Width
1026 mm	x	915 mm
1026 mm	x	1215 mm
1226 mm	x	915 mm
1226 mm	x	1215 mm

1 non-locking flush bolt fitted



Four Sash Multi-fold 2 Left - 2 Right

Height	x	Width
1026 mm	x	1763 mm
1026 mm	x	2363 mm
1226 mm	x	1763 mm
1226 mm	x	2363 mm

2 non-locking flush bolts fitted


NOTE
Any other size can be manufactured using custom made sashes.



Three Sash Multi-fold All Left or All Right

Height	x	Width
1026 mm	x	1338 mm
1026 mm	x	1788 mm
1226 mm	x	1338 mm
1226 mm	x	1788 mm

1 non-locking flush bolt fitted



Four sash Multi-fold All Left or All Right

Height	x	Width
1026 mm	x	1764 mm
1026 mm	x	2364 mm
1226 mm	x	1764 mm
1226 mm	x	2364 mm

2 non-locking flush bolts fitted

Looking for budget hinge on hinge bi-folds? see page 9

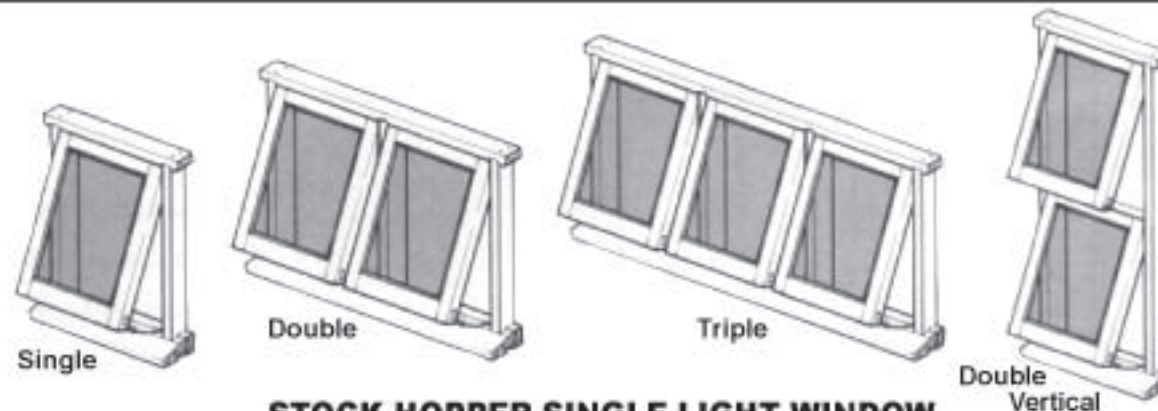
Budget bi-folds comprise sashes hinged off each other without any overhead track. No more than two sashes can be hung in any one direction with this system. Unlike tracked bi-folds which stack at 90° to the wall, hinge on hinge bi-folds swing 180° to stack flat against the wall but they have the disadvantage that they can sag over time.

refer to our website www.woodworkers.com.au/multifolds/prices for current prices

HOPPER OR AWNING WINDOWS

The timely invention of the friction stay allowed top hinged 'awning' windows to come into vogue at the time when modernist architecture was eliminating eaves overhangs. Hopper windows provide their own weather protection and excellent ventilation control.

The Woodworkers Company makes hopper sashes individually or as pre-hung units of one or more sashes in frames.



STOCK HOPPER SINGLE LIGHT WINDOW

Sash size	Single Frame	Double Frame	Triple Frame	Sash size	Double Vertical
512 x 532	600 x 600	600 x 1168	600 x 1736	512 x 532	1105 x 600
460 x 832	550 x 900	550 x 1770	550 x 2640	460 x 832	1000 x 900
912 x 422	1000 x 490	1000 x 948	1000 x 1406	912 x 422	1905 x 490
912 x 572	1000 x 640	1000 x 1248	1000 x 1856	912 x 572	1905 x 640
1112 x 422	1200 x 490	1200 x 948	1200 x 1406	Sash size	Triple Vertical
1112 x 572	1200 x 640	1200 x 1248	1200 x 1856	512 x 532	1605 x 600
				460 x 832	0000 x 900

using stock sashes in frame on 140mm jambs & hung on stainless steel friction stays

refer our FAQ 6 for comparative information on different types of windows

BRISBANE

Showroom : 1095 Ipswich rd, Moorooka 4105
Postal : PO Box 206, Moorooka 4105
Head Office : Evesham St, Moorooka 4105
Tel: (07) 3848 1383 Fax: (07)3892 1476
Email : sales@woodworkers.com.au

GOLD COAST

Brickworks Annex,
Warehouse Rd., Southport 4215
Tel : (07) 5571 0088
Fax : (07) 5571 0617
goldcoast@woodworkers.com.au

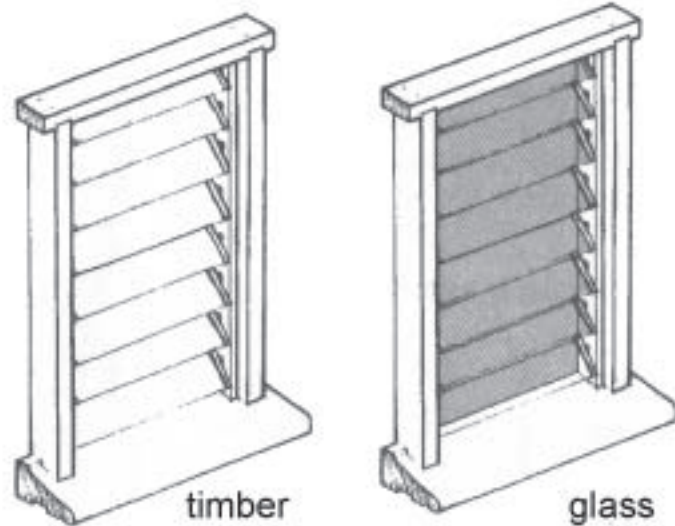
SUNSHINE COAST

53 Wisers Rd,
Maroochydore 4558
Tel : (07) 5479 0999
Fax : (07) 5479 0911
sunshine@woodworkers.com.au

Louvres, Hoppers & Fixed shutters

- biggest choice
- best prices
- innovative designs
- largest stock

LOUVRE WINDOWS



timber

glass

Adjustable louvres can control sunlight, comfort & ventilation by ushering breezes through 100% of each window opening using glass, timber or powder coated metal louvre blades. They provide a durable external window solution that is contemporary & practical. Louvre blades are available in two widths, 152 mm & 102 mm and are typically supplied in a Surian cedar frame with a durable hardwood sill. Woodworkers will build louvre units to any size or specification and can develop individual solutions to suit particular security, accessibility and privacy considerations.

STOCK LOUVRE WINDOW SIZES

152mm blade		102mm blade	
number of blades	frame height	number of blades	frame height
4 blades	661mm	6 blades	636mm
6 blades	943mm	9 blades	904mm
8 blades	1222mm	12 blades	1170mm
10 blades	1501mm	16 blades	1526mm
12 blades	1781mm	19 blades	1793mm
14 blades	2061mm	22 blades	2059mm
16 blades	2340mm	26 blades	2415mm

widths available

1 Bay -	450mm	600mm	900mm
2 Bay -	868mm	1168mm	1768mm
3 Bay -	1286mm	1736mm	2636mm

for current prices refer to our website
www.woodworkers.com.au/louvres/prices

JALOUSIE LOUVRES

Jalousie louvre units provide the features of conventional adjustable louvres together with the advantages of total security and ease of insect screening.

Jalousie blades are pivoted at the rear of the blade (rather than the centre) with the strong metal security blade holders performing the dual function of operating the blade and providing an impervious security grid to the opening.

They can hold both glass and timber blades and are suitable for high exposure locations. Woodworkers provide Jalousie units in matching timber frames providing in-built security at a modest increased cost to conventional louvres.

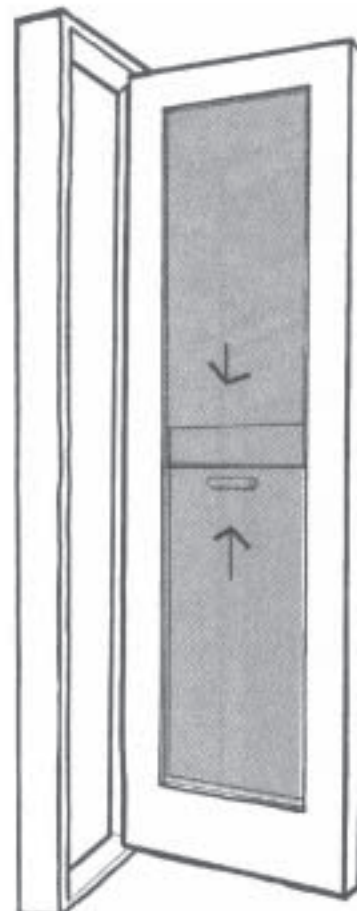


GAS STRUT HOPPERS



Gas strut hoppers operate the same as automobile hatchbacks and utilize gas strut mechanisms to hold the sash open. They can consequently enable quite wide openings to be opened in one controlled operation; ideal for bars or serveries.

SASHLESS WINDOWS



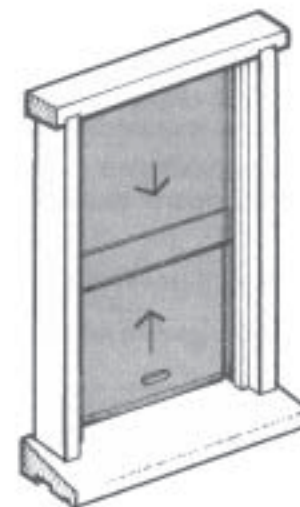
Sashless windows are an innovative alternative to traditional double hung windows. A sashless window involves two moving panes of glass counterweighted, which offer views that are unimpeded by timber sash framing. Sashless windows open simultaneously at the top and bottom with one easy motion to provide perfect rotational ventilation.

With sleek lines and concealed locks, sashless windows can be incorporated into any window combination or fitted into single light doors. Woodworkers sashless windows are rated to the AS2047.1-1966 and AS4420-1996 standards for operation, air tightness, structural integrity and weather proofing ensuring they can be used in almost any situation.

Sashless windows combine contemporary design with the warmth of timber. Their easy maintenance makes them ideal for seaside locations.

Sashless windows fitted in door units can have fly-screens fitted if required.

Sashless windows can also be fitted into multi-fold doors to maximise design flexibility.



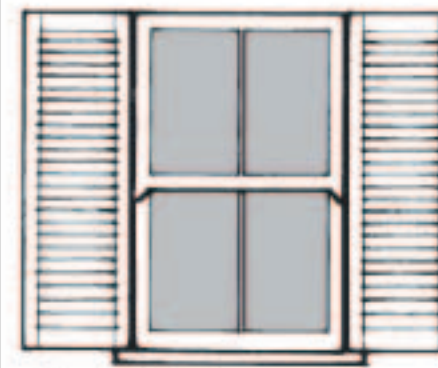
FIXED SHUTTERS & VENTS



Woodworkers' Lockrail Storm Shutter PFS1



Woodworkers' Panelled Storm Shutter PFS2



Woodworkers' Window Shutters shown with double hung window (CSS)



Woodworkers' Roof Vent shown with architraves (CSS)



"Cut-away" view of window shutters

Throughout the nineteenth century, louvred storm shutters were used to block direct sunlight, enhance security and allow for the night ventilation of houses. In Queensland, full height shutters hung on parliament hinges often screened french doors or were fixed in roof gables to ventilate roof spaces.

The Woodworkers Company makes 40 mm thick fixed louvre storm shutters to any size or design (with or without insect screening) to complement house joinery and restore authentic style.

BRISBANE

Showroom : 1095 Ipswich rd, Moorooka 4105
Postal : PO Box 206, Moorooka 4105
Head Office : Evesham St, Moorooka 4105
Tel: (07) 3848 1383 Fax: (07)3892 1476
Email : sales@woodworkers.com.au

GOLD COAST

Brickworks Annex,
Warehouse Rd., Southport 4215
Tel : (07) 5571 0088
Fax : (07) 5571 0617
goldcoast@woodworkers.com.au

SUNSHINE COAST

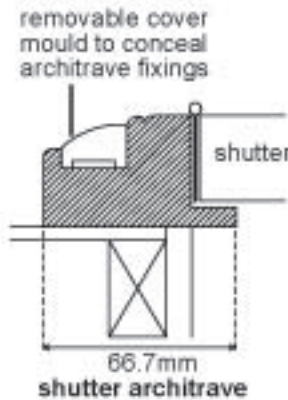
53 Wisers Rd,
Maroochydore 4558
Tel : (07) 5479 0999
Fax : (07) 5479 0911
sunshine@woodworkers.com.au

**Shutters and
Wall Panelling**

biggest choice
best prices
innovative designs
largest stock

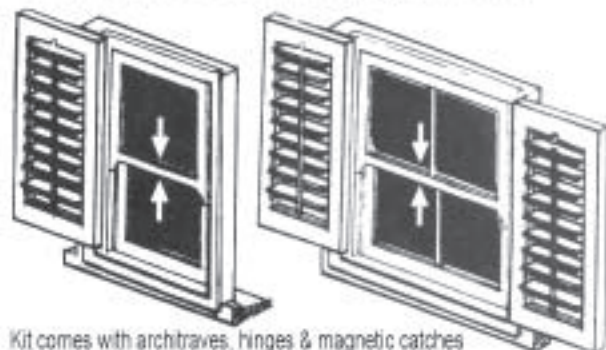
PLANTATION SHUTTERS

Woodworkers stocks plantation shutters for many of its standard windows and doors and can also manufacture plantation shutters to any size or design. The measurements in the tables below are taken from the outer frame of the Woodworkers stock windows and doors. The shutter architrave will be 56mm greater than the total window height and 86mm greater than the total window width. The architrave details is shown at right. The window & french door shutter kits are pre-hung & come with architraves, hinges and magnetic catches fitted. They are designed to fit windows that do not already have architraves and are very easy to install. For non-stock window orders the shutter kits allow for a variation of height and width of 100mm. Example : The shutter kit for a window 1000mm high will fit a window 900mm to 1100mm high. Our stock shutters are produced in two finishes, white ecotimba and Surian finish cedar. Our prices are very affordable.



SHUTTERS FOR STOCK WINDOWS & DOORS

Shutter Kits for Double Hung Windows



Kit comes with architraves, hinges & magnetic catches

Single Shutter			
Height x Width	no	white	cedar
1000 x 600	1	✓	✓
1200 x 600	1	✓	✓
1500 x 600	1	✓	✓
2100 x 600	1	✓	✓
2100 x 760	1	✓	✓
Double Shutters			
1200 x 900	2	✓	✓
1200 x 1200	2	✓	✓
1500 x 900	2	✓	✓

Shutter Kits for Hopper Windows



One Shutter

Height x Width	no	White	Cedar
600 x 600	1	✓	✓
1000 x 490	1	✓	✓
1000 x 640	1	✓	✓
1200 x 490	1	✓	✓
1200 x 640	1	✓	✓

Kit comes with architraves, hinges & magnetic catches

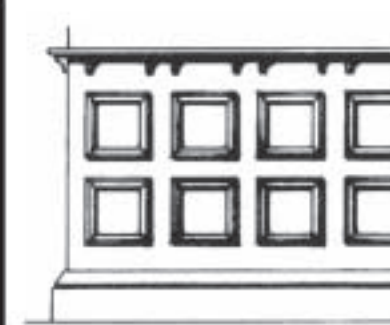
Shutter Kits for French Doors

Kit comes with architraves, hinges & magnetic catches


ONE PAIR OF SHUTTERS

Height & Width	No	White	Cedar
2100 x 1300	2	✓	✓
2100 x 1500	2	✓	✓
2100 x 1700	2	✓	✓


for more details on shutters including prices refer to our FAQ 20 or visit www.woodworkers.com.au/shutters/prices



TUDOR



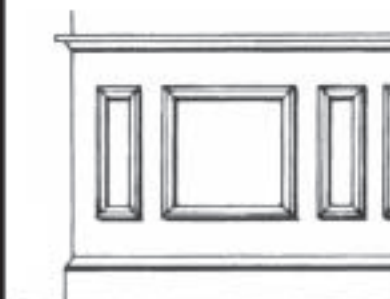
GEORGIAN



EARLY VICTORIAN



ITALIANATE



MID VICTORIAN



WALL PANELLING

Wall panelling or wainscoting was used in the Victorian period in grander houses to visually divide the walls in the classical manner and protect them from damage. It was revived in the 1930's and extended higher to trophy shelf level. The Woodworkers Co. designs and manufactures wall panelling to suit any application or style.

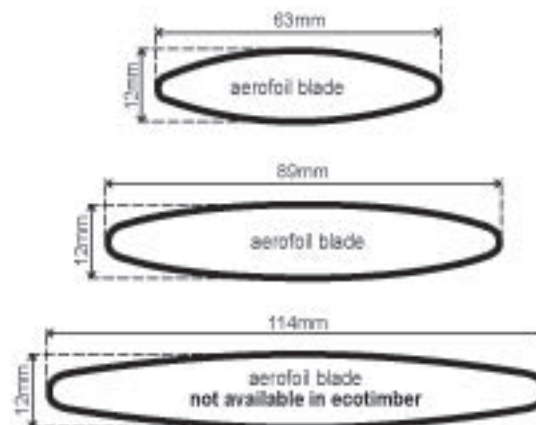
ROTATION BAR & BLADE OPTIONS



1 Centre rotation bar
The bar is in the centre of the blade to the front of the shutter. This gives the best control and is best around kids.

2 Offset rotation bar
The bar is set to the left or the right of the blades, usually away from the centre of the opening. This works well on large openings to keep the centre clear.

3 Clearview
The bar is at the back of the blades. In this instance you move any one blade with your hand and it moves all the other blades. This gives a more modern look & gives a clear view. Clear view shutters do not however close as accurately as rotation bar shutters.



BRISBANE

Showroom : 1095 Ipswich rd, Moorooka 4105
Postal : PO Box 206, Moorooka 4105
Head Office : Evesham St, Moorooka 4105
Tel: (07) 3848 1383 Fax: (07)3892 1476
Email : sales@woodworkers.com.au

GOLD COAST

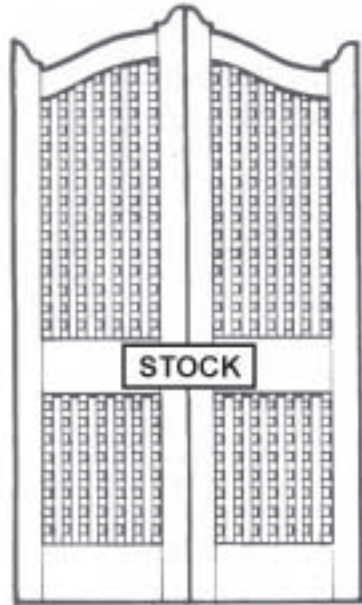
Brickworks Annex,
Warehouse Rd., Southport 4215
Tel : (07) 5571 0088
Fax : (07) 5571 0617
goldcoast@woodworkers.com.au

SUNSHINE COAST

53 Wises Rd,
Maroochydore 4558
Tel : (07) 5479 0999
Fax : (07) 5479 0911
sunshine@woodworkers.com.au

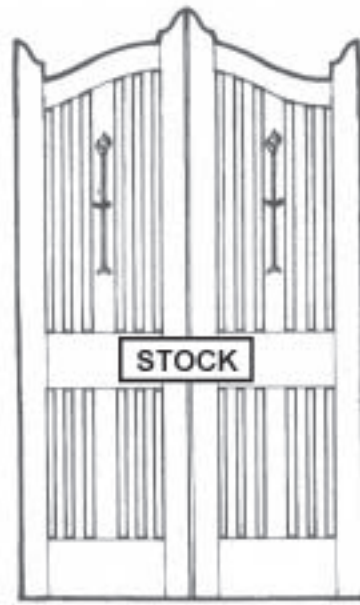
Verandah Gates

biggest choice
best prices
innovative designs
largest stock



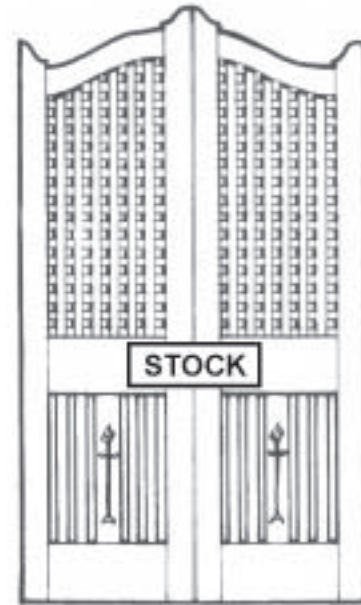
Woodworkers' S-Top Batwing Fully Latticed

BV1 Rebated
2040 x 1226 x 40 mm STOCK SIZES
2040 x 1426 x 40 mm




Woodworkers' S-Top Batwing Fully Slatted

BV2



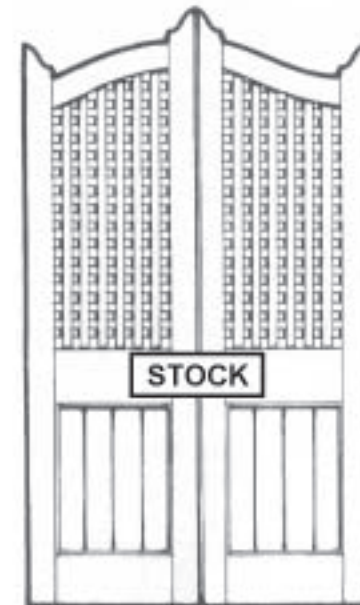
Woodworkers' S-Top Batwing Half Lattice

BV3



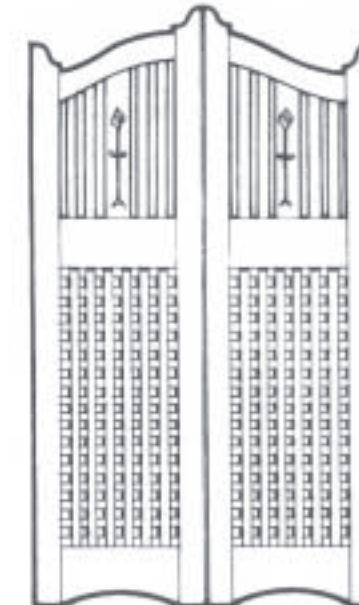
Woodworkers' S-Top Batwing Diagonal Lattice

BV15



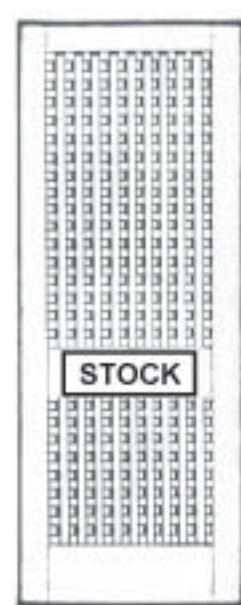
Woodworkers' S-Top Batwing Half V.J.

BV5



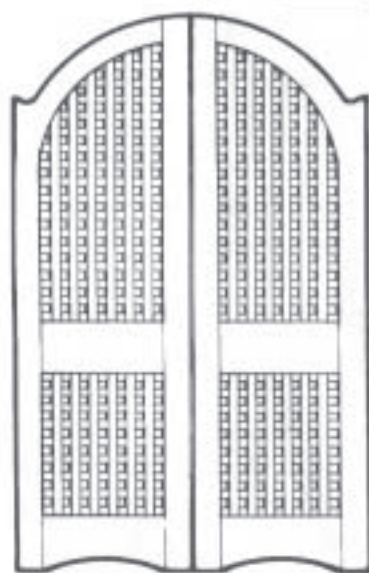
Woodworkers' S-Top Batwing High Waist

BV4



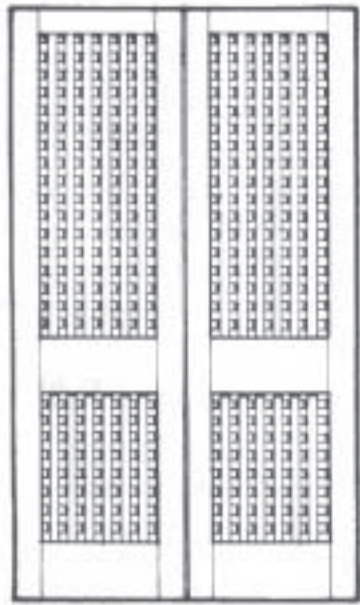
Woodworkers' Lattice Lockrail

TG14
2040x820x40 mm STOCK SIZE



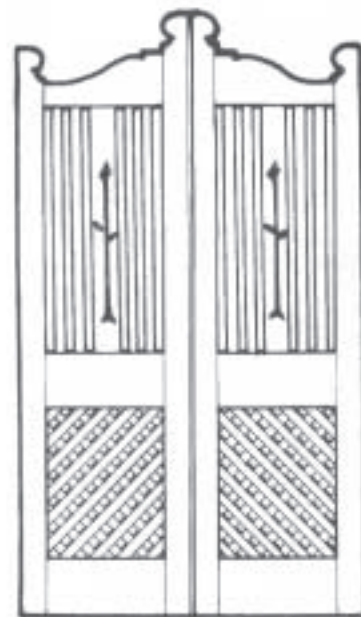
Woodworkers' Arch Top Fully Latticed

BV8



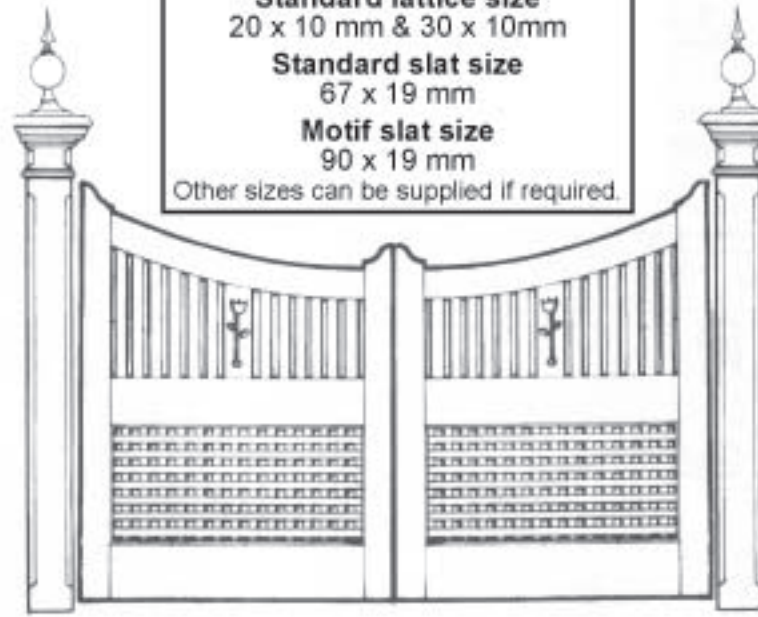
Woodworkers' Square Top Fully Latticed

BV10



Woodworkers' Moulded Top Batwing

BV6



Woodworkers' Scallop Batwing

TG4

Standard lattice size
20 x 10 mm & 30 x 10mm
Standard slat size
67 x 19 mm
Motif slat size
90 x 19 mm
Other sizes can be supplied if required.

We make 'em right in red cedar to last externally and price 'em right as well.



refer our FAQ 18 for additional stock gate designs & current prices



Woodworkers' Concave Batwing

BV7

Woodworkers' Moon Lattice shown with arch surround in situ

BV9

BATWING VERANDAH GATES

Batwing Verandah gates were originally introduced to provide ventilation, security and privacy to the traditional verandah entry. Their unique charm masks their practical advantages. The Woodworkers Company produces a range of batwing gates in Red Cedar that use only trusted wedged mortice and tenon construction. Variations are available in any combination of lattice (diagonal or vertical), fretworked paling, V.J. boarding or fixed louvres. Paling motifs include some of the selection illustrated on page 24.

refer to our website www.woodworkers.com.au/restoration/gates/prices for current prices

BRISBANE

Showroom : 1095 Ipswich rd, Moorooka 4105
Postal : PO Box 206, Moorooka 4105
Head Office : Evesham St, Moorooka 4105
Tel: (07) 3848 1383 Fax: (07)3892 1476
Email : sales@woodworkers.com.au

GOLD COAST

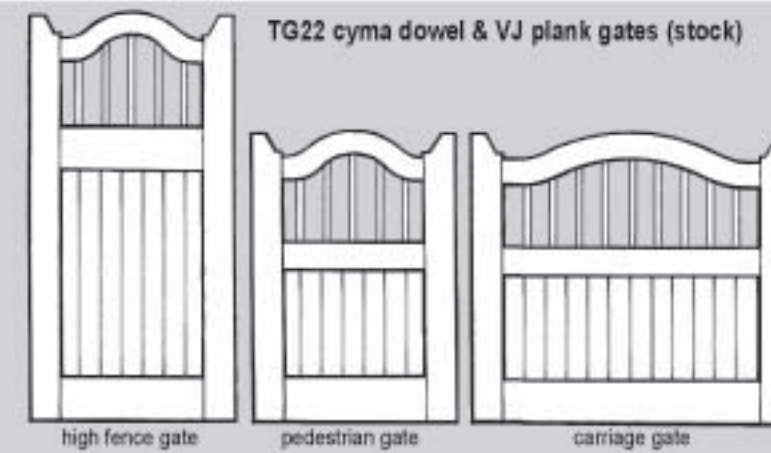
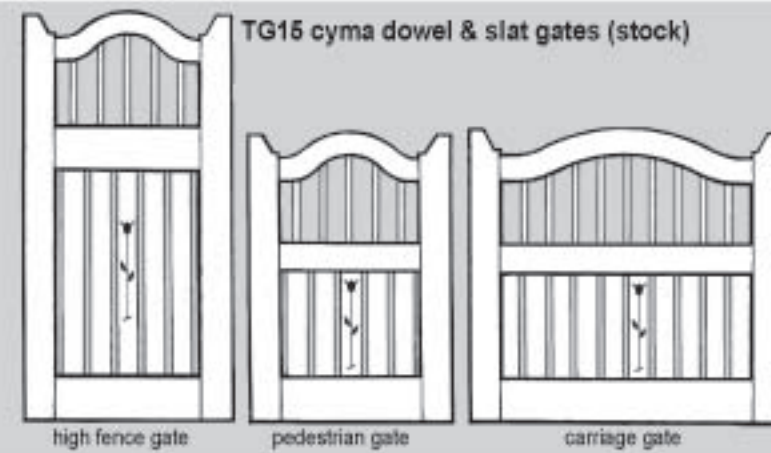
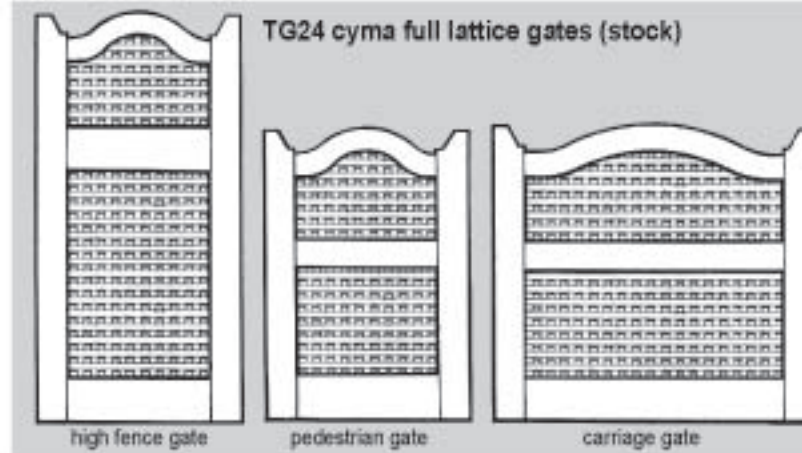
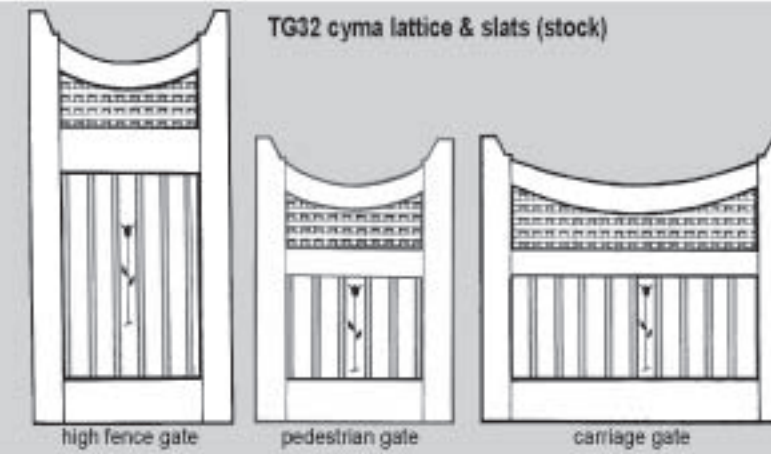
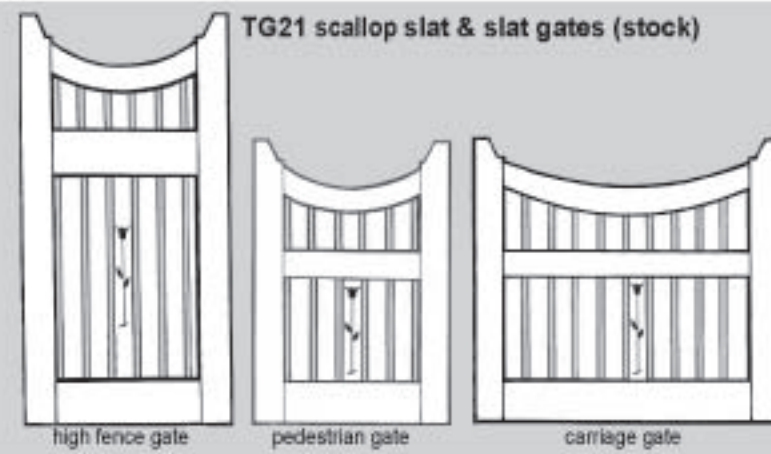
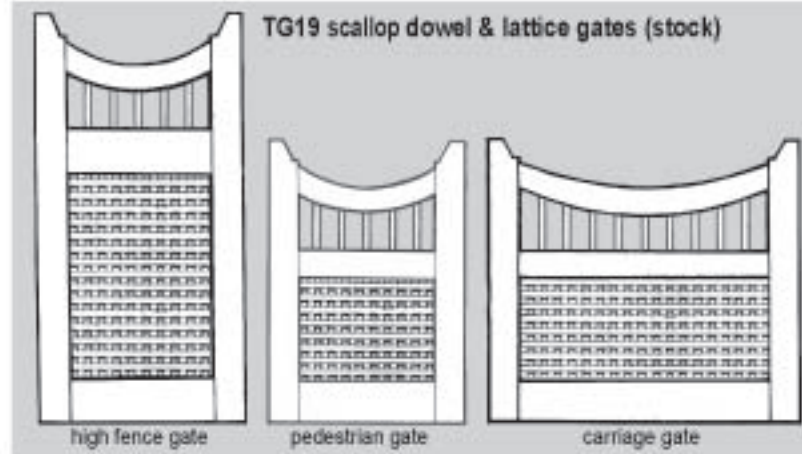
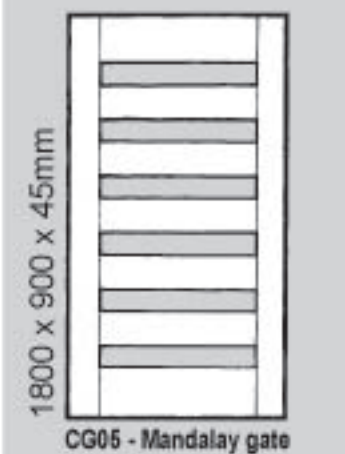
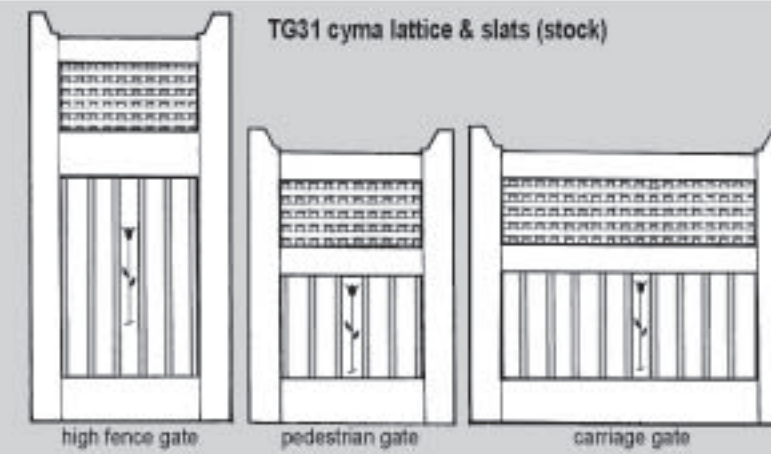
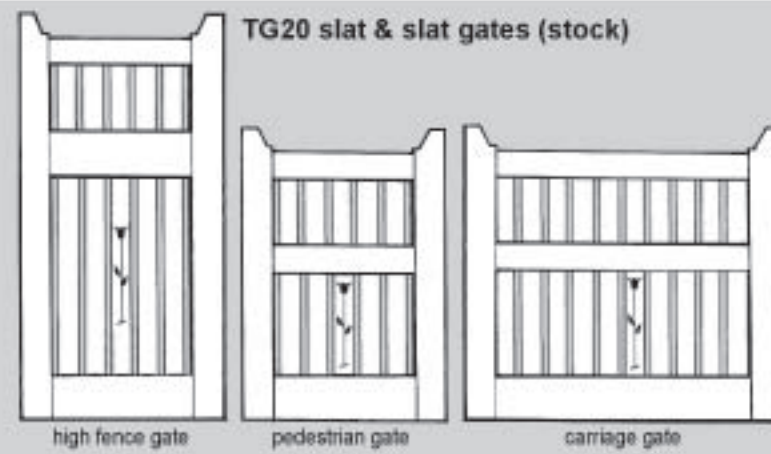
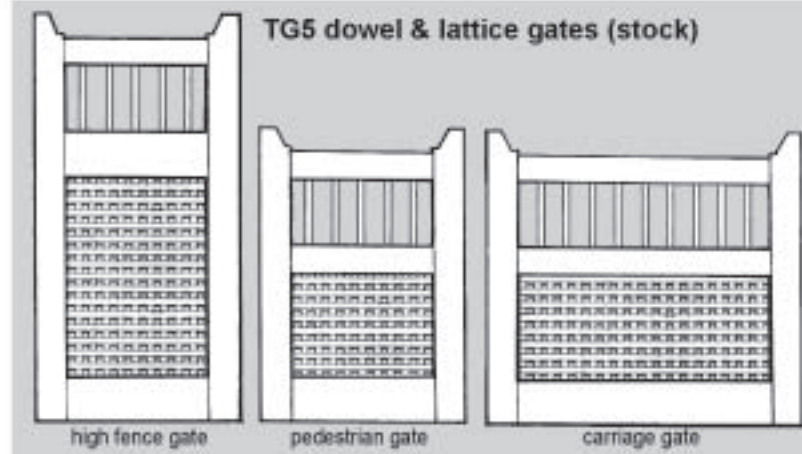
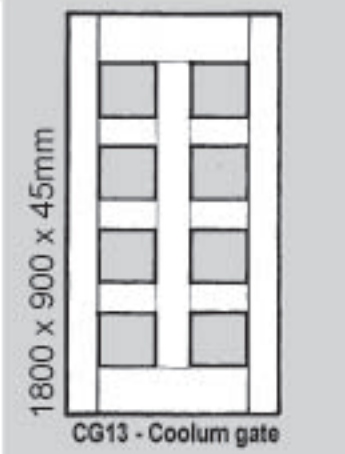
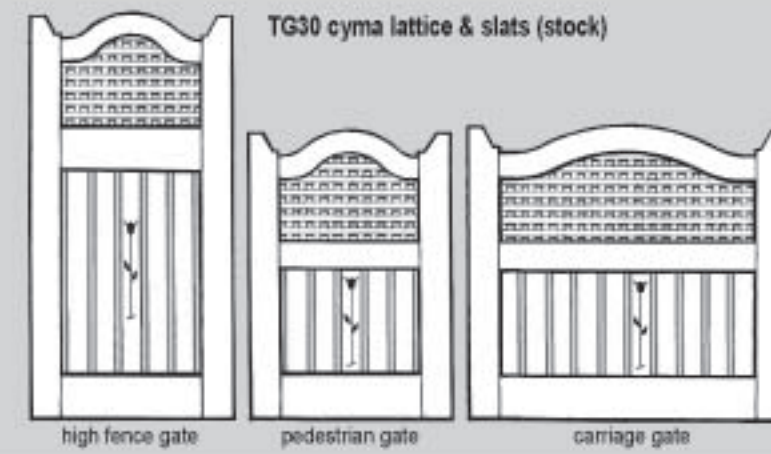
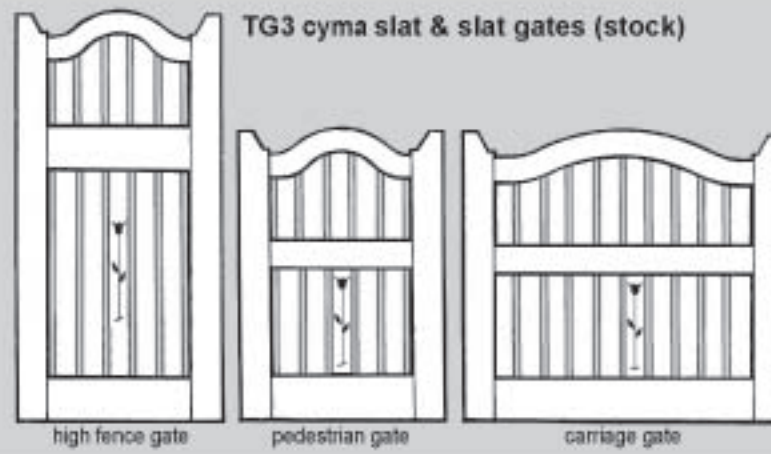
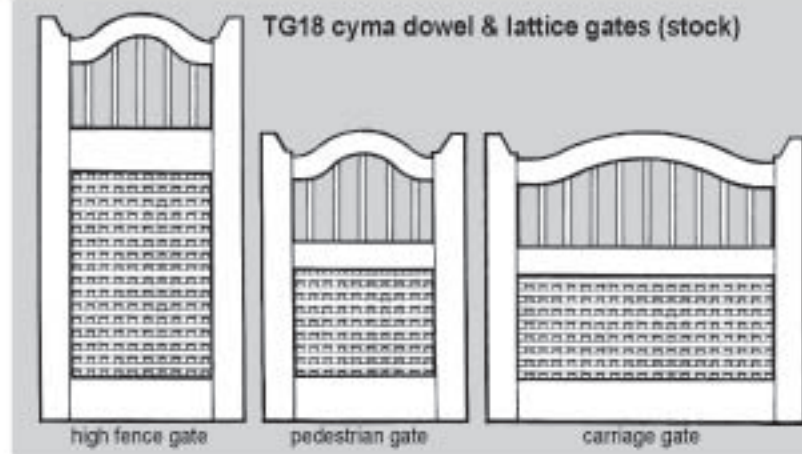
Brickworks Annex,
Warehouse Rd., Southport 4215
Tel : (07) 5571 0088
Fax : (07) 5571 0617
goldcoast@woodworkers.com.au

SUNSHINE COAST

53 Wisers Rd,
Maroochydore 4558
Tel : (07) 5479 0999
Fax : (07) 5479 0911
sunshine@woodworkers.com.au

Traditional Gates

biggest choice
best prices
innovative designs
largest stock



**Stock gate dimensions
All designs available**

high fence gate
1800 x 900 x 45mm

pedestrian gate
1300 x 900 x 45mm

carriage gate
1300 x 1400 x 45mm

Our external gates are made from solid red cedar 45mm thick with full mortise and tenon joints and self draining rails for extra durability. We also make custom gates to any design or size.

refer our **FAQ 18** or visit
www.woodworkers.com.au/restoration/gates/prices
additional stock gate designs and current prices

BRISBANE

Showroom : 1095 Ipswich rd, Moorooka 4105
Postal : PO Box 206, Moorooka 4105
Head Office : Evesham St, Moorooka 4105
Tel: (07) 3848 1383 Fax: (07)3892 1476
Email : sales@woodworkers.com.au

GOLD COAST

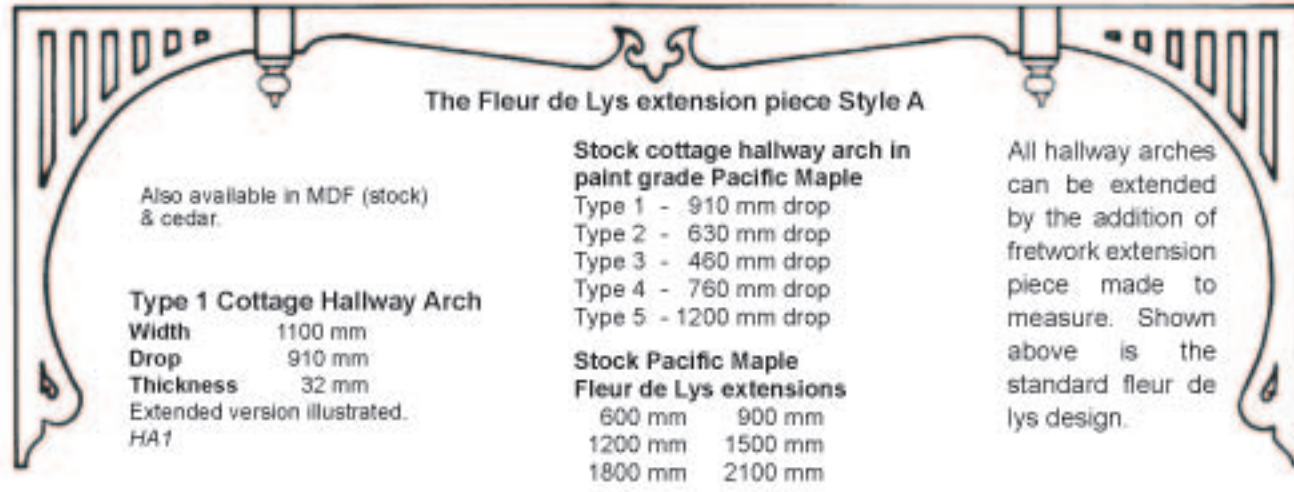
Brickworks Annex,
Warehouse Rd., Southport 4215
Tel : (07) 5571 0088
Fax : (07) 5571 0617
goldcoast@woodworkers.com.au

SUNSHINE COAST

53 Wisers Rd,
Maroochydore 4558
Tel : (07) 5479 0999
Fax : (07) 5479 0911
sunshine@woodworkers.com.au

biggest choice
best prices
innovative designs
largest stock

Hallway and Ceiling Arches



The Fleur de Lys extension piece Style A

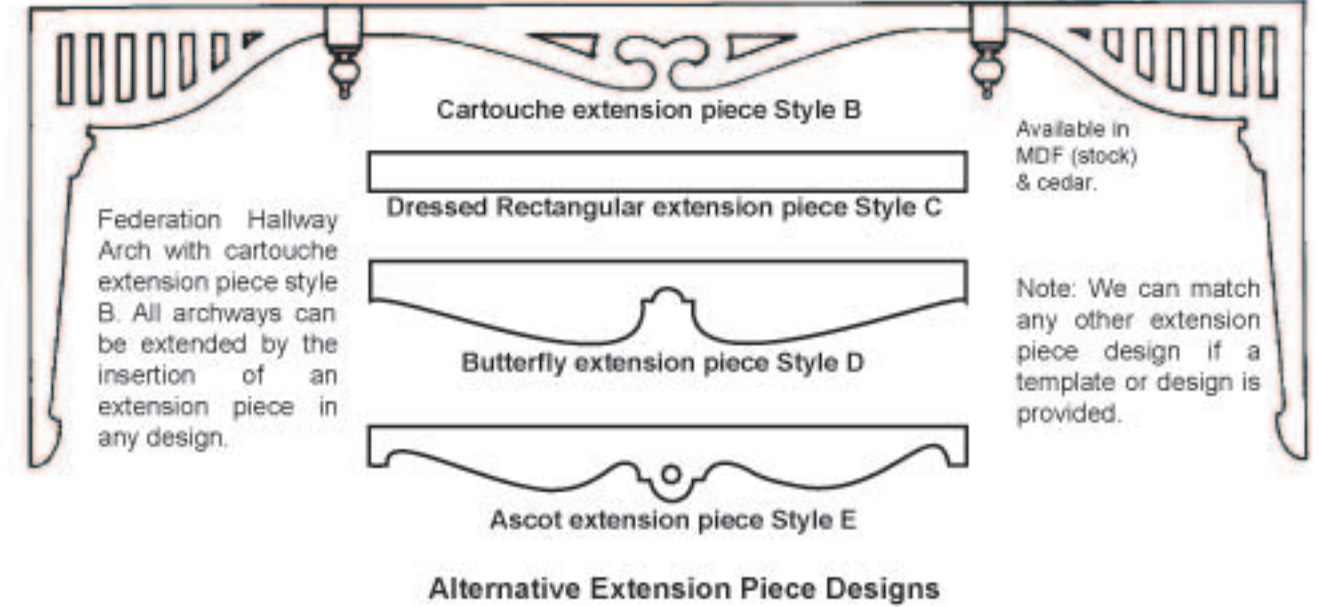
Also available in MDF (stock) & cedar.

Type 1 Cottage Hallway Arch
Width 1100 mm
Drop 910 mm
Thickness 32 mm
Extended version illustrated.
HA1

Stock cottage hallway arch in paint grade Pacific Maple
Type 1 - 910 mm drop
Type 2 - 630 mm drop
Type 3 - 460 mm drop
Type 4 - 760 mm drop
Type 5 - 1200 mm drop

Stock Pacific Maple Fleur de Lys extensions
600 mm 900 mm
1200 mm 1500 mm
1800 mm 2100 mm

All hallway arches can be extended by the addition of fretwork extension piece made to measure. Shown above is the standard fleur de lys design.



Cartouche extension piece Style B

Dressed Rectangular extension piece Style C

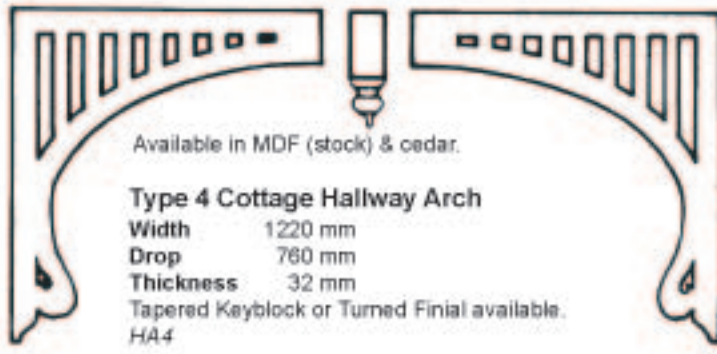
Butterfly extension piece Style D

Ascot extension piece Style E

Available in MDF (stock) & cedar.

Note: We can match any other extension piece design if a template or design is provided.

Alternative Extension Piece Designs

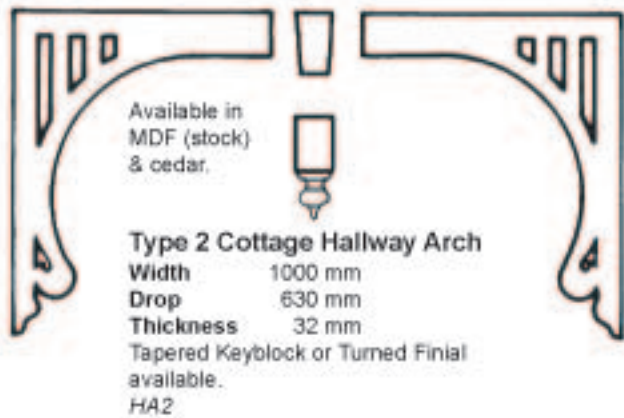


Available in MDF (stock) & cedar.

Type 4 Cottage Hallway Arch
Width 1220 mm
Drop 760 mm
Thickness 32 mm
Tapered Keyblock or Turned Finial available.
HA4

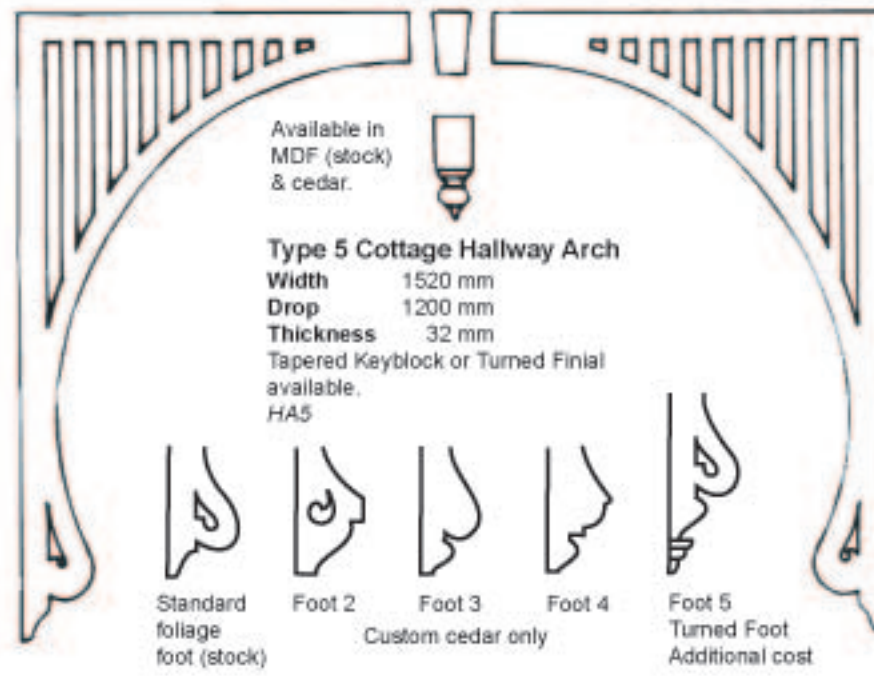
HALLWAY & CEILING ARCHES

Timber archways were traditionally used to provide visual accents to long passages, divide larger rooms or define the family areas from the rooms used by visitors. The Woodworkers Company has been measuring fine original arches for years and our comprehensive range aims to provide an authentic design for any style or era of house.



Available in MDF (stock) & cedar.

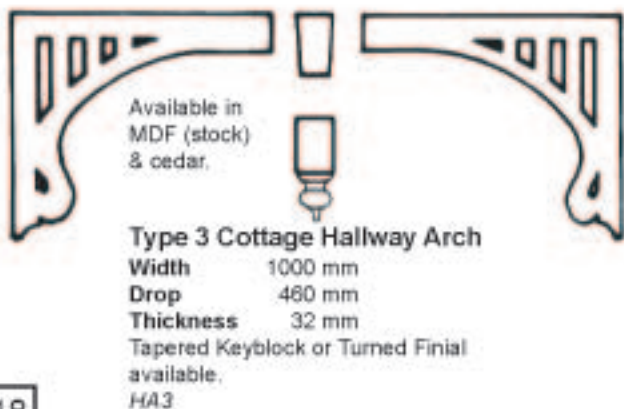
Type 2 Cottage Hallway Arch
Width 1000 mm
Drop 630 mm
Thickness 32 mm
Tapered Keyblock or Turned Finial available.
HA2



Available in MDF (stock) & cedar.

Type 5 Cottage Hallway Arch
Width 1520 mm
Drop 1200 mm
Thickness 32 mm
Tapered Keyblock or Turned Finial available.
HA5

Alternative Arch Foot Designs
Standard foliage foot (stock)
Foot 2 Custom cedar only
Foot 3 Custom cedar only
Foot 4 Custom cedar only
Foot 5 Turned Foot Additional cost



Available in MDF (stock) & cedar.

Type 3 Cottage Hallway Arch
Width 1000 mm
Drop 460 mm
Thickness 32 mm
Tapered Keyblock or Turned Finial available.
HA3



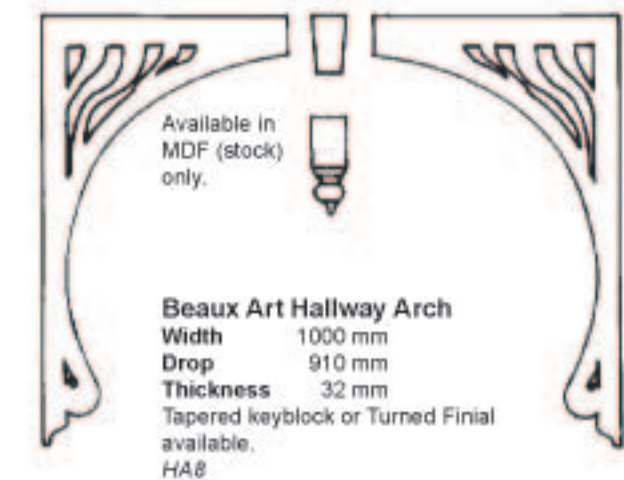
Available in MDF (stock) & cedar.

Federation Hallway Arch
Width 1220 mm
Drop 910 mm
Thickness 32 mm
Tapered keyblock or Turned Finial available.
HA6



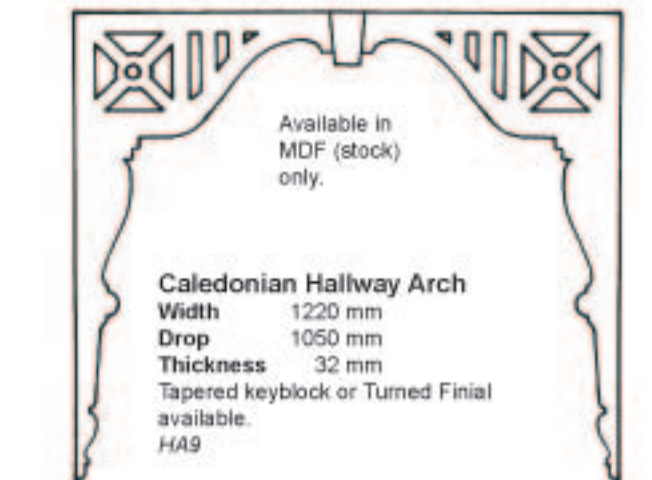
Available in MDF (stock) only.

Tulip Scroll Hallway Arch
Width 1220 mm
Drop 910 mm
Thickness 32 mm
Tapered keyblock or Turned Finial available.
HA7



Available in MDF (stock) only.

Beaux Art Hallway Arch
Width 1000 mm
Drop 910 mm
Thickness 32 mm
Tapered keyblock or Turned Finial available.
HA8



Available in MDF (stock) only.

Caledonian Hallway Arch
Width 1220 mm
Drop 1050 mm
Thickness 32 mm
Tapered keyblock or Turned Finial available.
HA9

Note: Lasercut MDF arches are made only with the standard foliage foot. Handmade arches can be adapted to match existing feet designs, at additional cost, if a template or design is provided.

**for more information & current prices refer to our website
www.woodworkers.com.au/restoration/arches/prices**

BRISBANE

Showroom : 1095 Ipswich rd, Moorooka 4105
 Postal : PO Box 206, Moorooka 4105
 Head Office : Evesham St, Moorooka 4105
 Tel: (07) 3848 1383 Fax: (07)3892 1476
 Email : sales@woodworkers.com.au

GOLD COAST

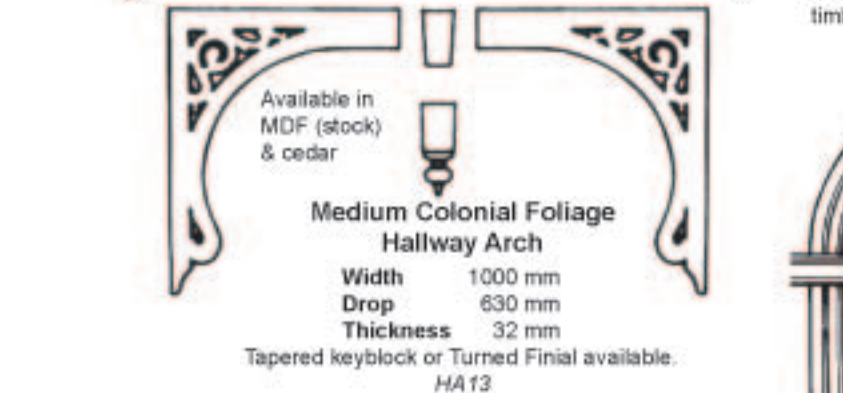
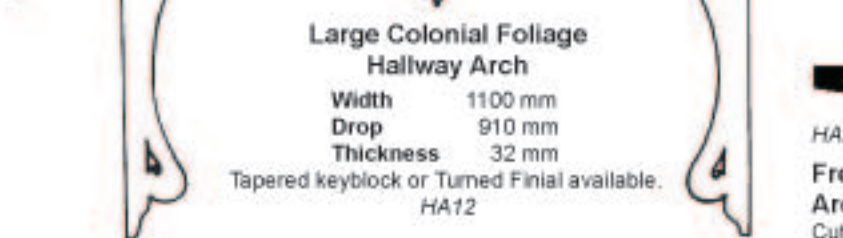
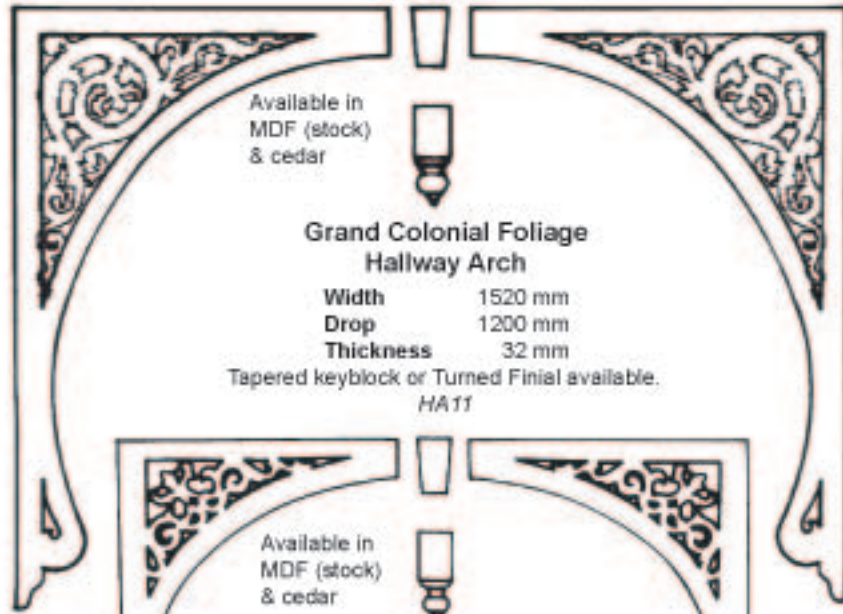
Brickworks Annex,
 Warehouse Rd., Southport 4215
 Tel : (07) 5571 0088
 Fax : (07) 5571 0617
 goldcoast@woodworkers.com.au

SUNSHINE COAST

53 Wisers Rd,
 Maroochydore 4558
 Tel : (07) 5479 0999
 Fax : (07) 5479 0911
 sunshine@woodworkers.com.au

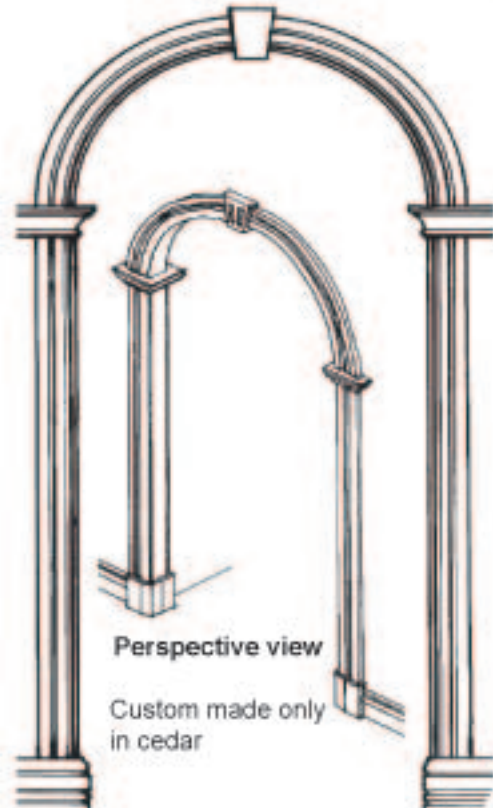
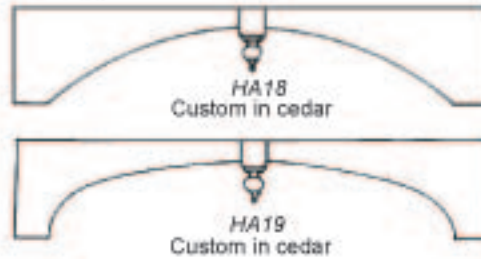
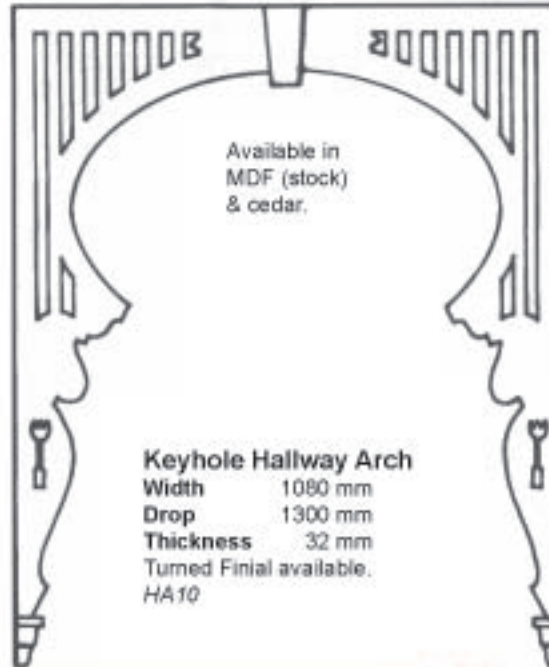
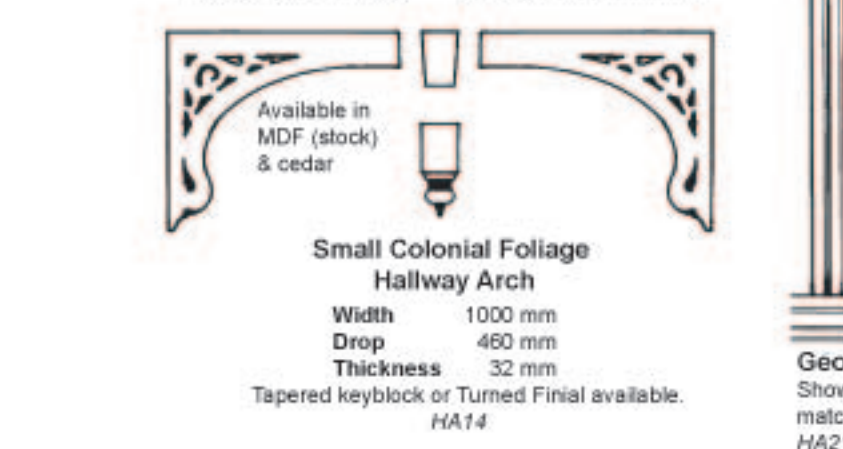
biggest choice
 best prices
 innovative designs
 largest stock

Traditional Arches



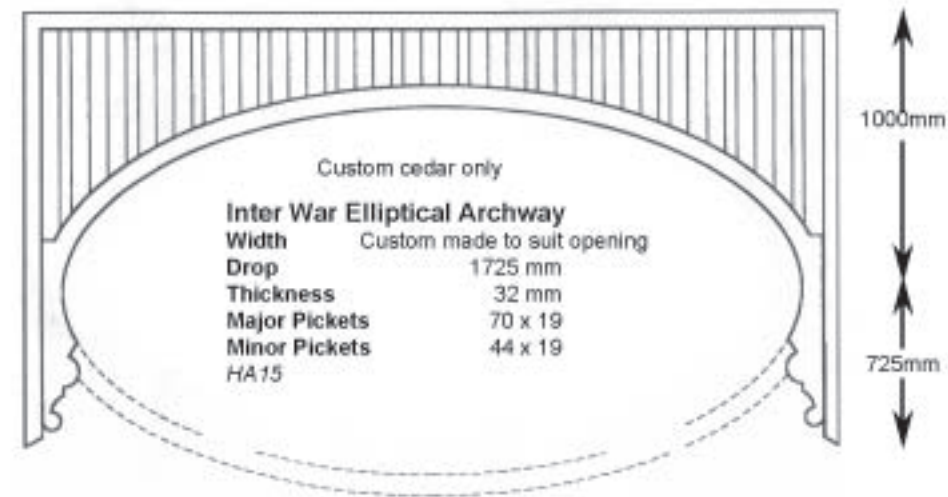
Stock in paint grade Pacific Maple with MDF foliate inserts

Small - 460 mm drop Medium - 630 mm drop
 Large - 910 mm drop Grand - 1200 mm drop



Georgian Semicircular Archway

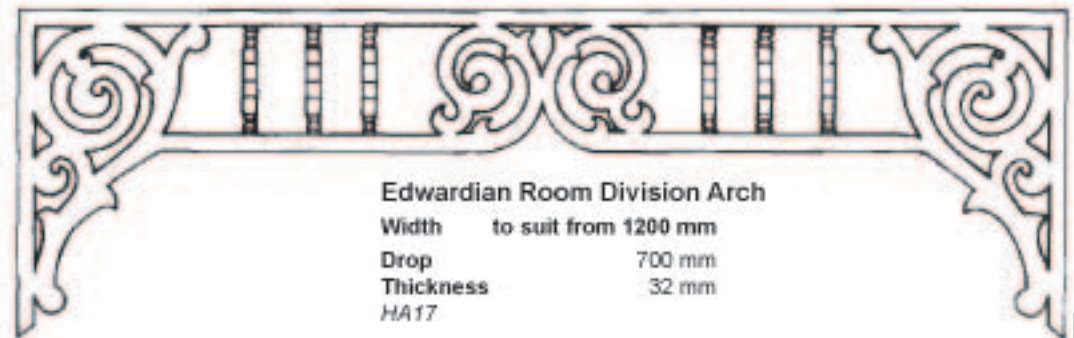
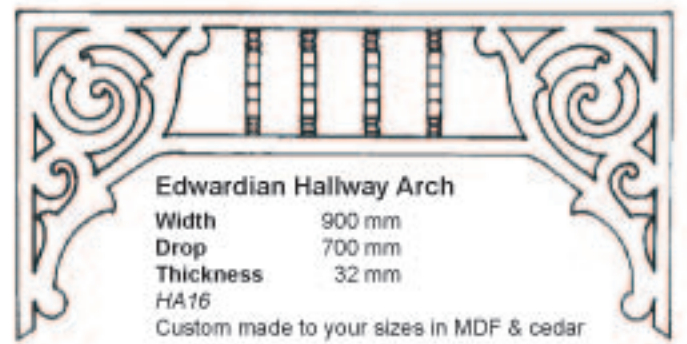
Shown with keyblock, crown mould, matching architraves and skirting.
 HA21



for more information & current prices refer to our website
www.woodworkers.com.au/restoration/arches/prices



We've been building these arches since 1928!!



BRISBANE

Showroom : 1095 Ipswich rd, Moorooka 4105
 Postal : PO Box 206, Moorooka 4105
 Head Office : Evesham St, Moorooka 4105
 Tel: (07) 3848 1383 Fax: (07)3892 1476
 Email : sales@woodworkers.com.au

GOLD COAST

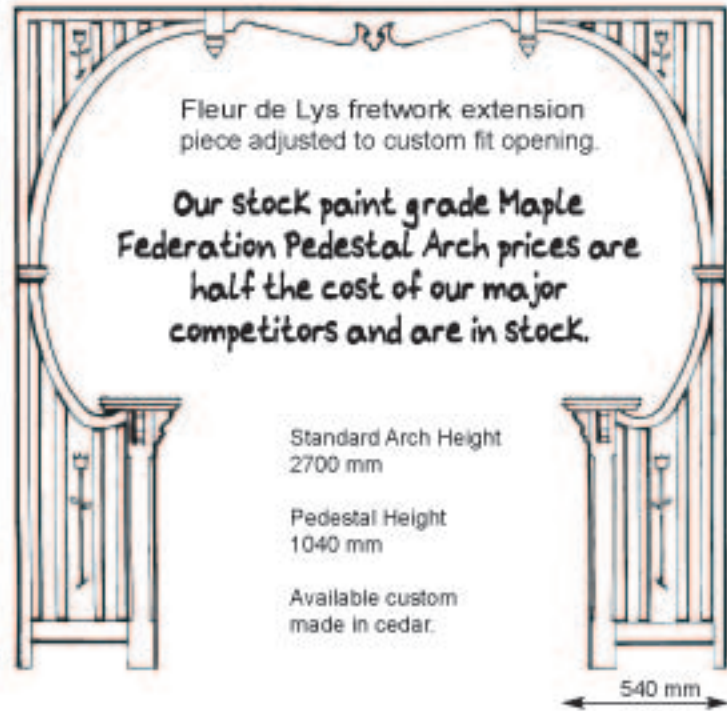
Brickworks Annex,
 Warehouse Rd., Southport 4215
 Tel : (07) 5571 0088
 Fax : (07) 5571 0617
 goldcoast@woodworkers.com.au

SUNSHINE COAST

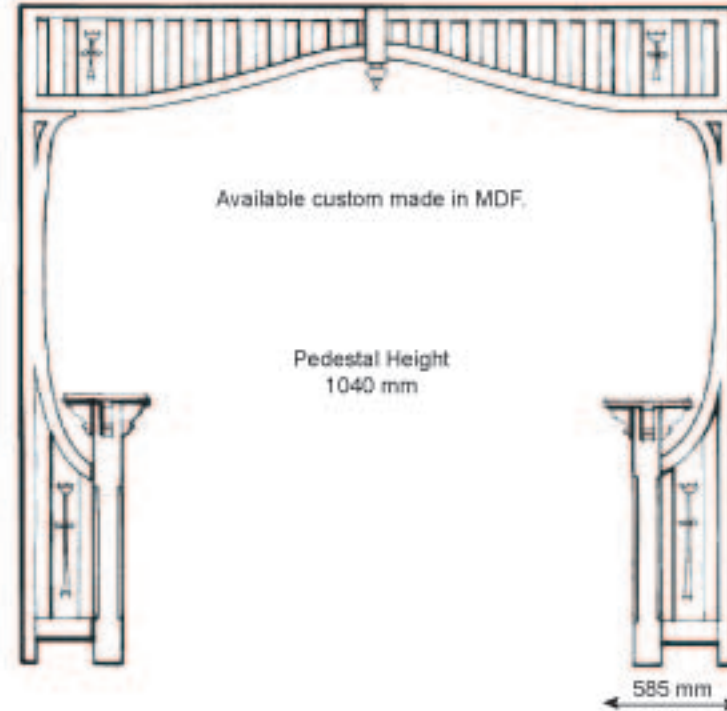
53 Wisers Rd,
 Maroochydore 4558
 Tel : (07) 5479 0999
 Fax : (07) 5479 0911
 sunshine@woodworkers.com.au

Pedestal Arches

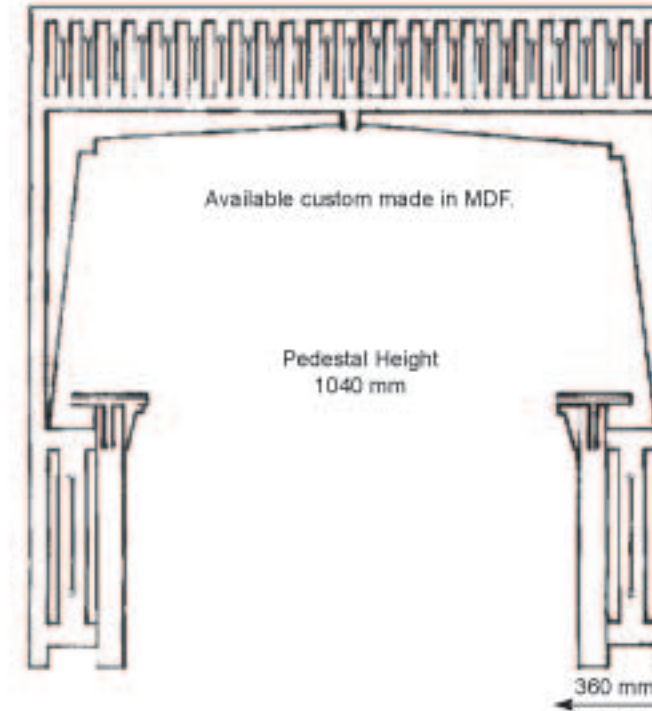
biggest choice
 best prices
 innovative designs
 largest stock



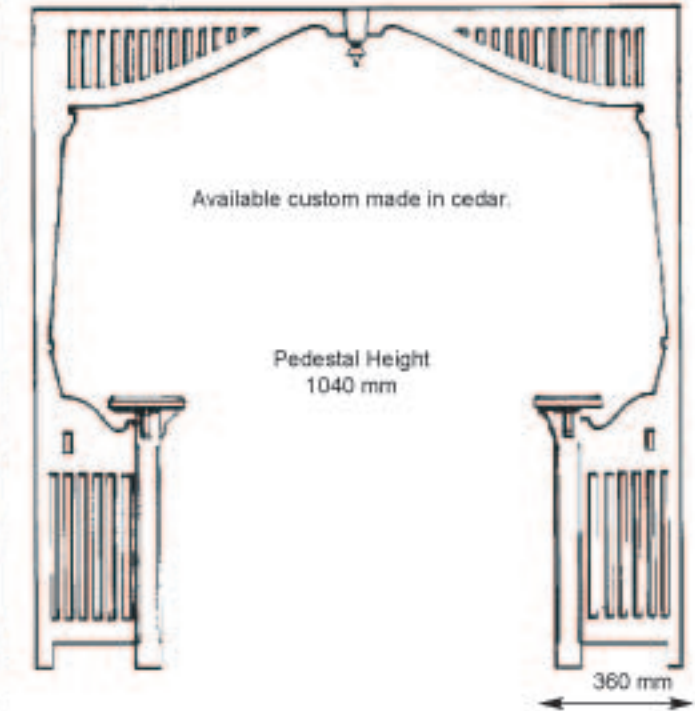
Federation Design
 Symmetrical layout - rebated construction.
 Height and width adjustment possible to suit each application. PA1-S



1920's Curvilinear Design
 Symmetrical layout - rebated construction.
 Height and width adjustment possible to suit each application. PA4-S



1930's Bungalow Pedestal Arch
 Symmetrical layout shown - rebated construction.
 Asymmetrical layout available. Height and width adjustment possible to suit each application. PA5




1920's Filigree Pedestal Arch
 Symmetrical layout shown - flush construction.
 Asymmetrical layout available. Height and width adjustment possible to suit each application. PA3

PEDESTAL ARCHES

for more information & current prices refer to our website www.woodworkers.com.au/restoration/arches/prices

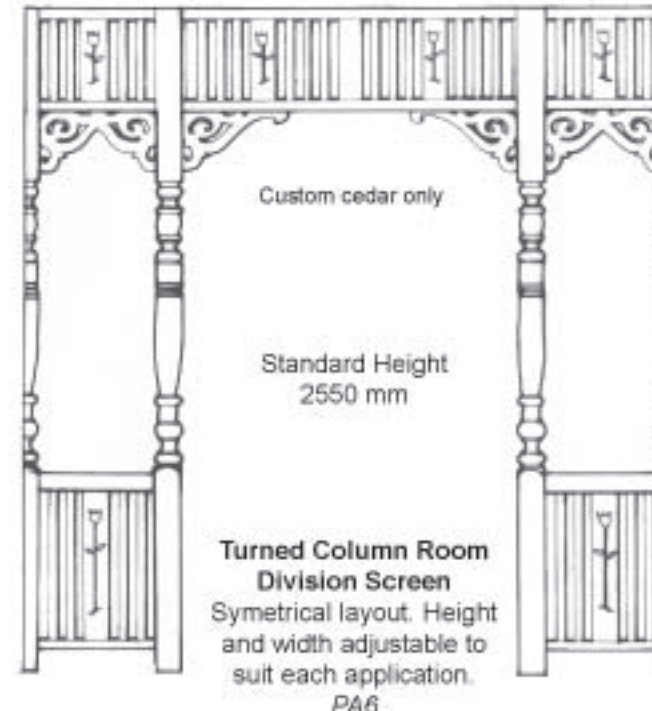
Houses built in the late Nineteenth & early Twentieth Century often used ornate timber pedestal arches and grilles to divide living spaces. Over the years, many have been stripped away during 'modernisations' & most of the arch designs that have reappeared use turned staircase components which bear no resemblance to original designs. The Woodworkers Company builds arches which replicate measured originals. They are either paint-grade MDF or, where varnishing is preferred hard grained Cedar. For renovations or new developments we are always ready to build designs that blend comfortably with the architectural style or meet particular specifications.



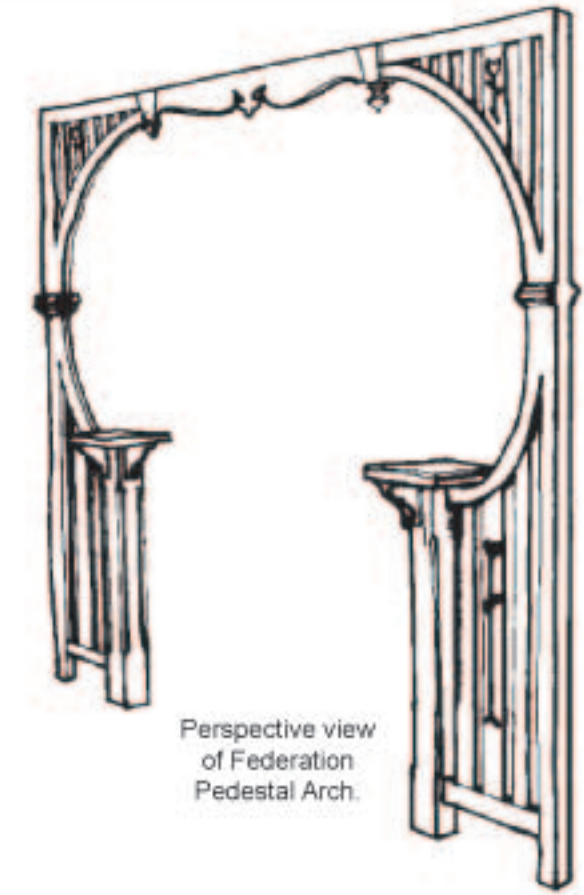
1920's Tulip Scroll Pedestal Arch
 Symmetrical layout shown - flush construction. Asymmetrical layout available. Height and width adjustment possible to suit each application. PA2



Grand Foliage Pedestal Arch
 Symmetrical layout, rebated construction. Height and width adjustment possible to suit each application. PA7



Turned Column Room Division Screen
 Symmetrical layout. Height and width adjustable to suit each application. PA6



Perspective view of Federation Pedestal Arch.

BRISBANE

Showroom : 1095 Ipswich rd, Moorooka 4105
 Postal : PO Box 206, Moorooka 4105
 Head Office : Evesham St, Moorooka 4105
 Tel: (07) 3848 1383 Fax: (07)3892 1476
 Email : sales@woodworkers.com.au

GOLD COAST

Brickworks Annex,
 Warehouse Rd., Southport 4215
 Tel : (07) 5571 0088
 Fax : (07) 5571 0617
 goldcoast@woodworkers.com.au

SUNSHINE COAST

53 Wisers Rd,
 Maroochydore 4558
 Tel : (07) 5479 0999
 Fax : (07) 5479 0911
 sunshine@woodworkers.com.au

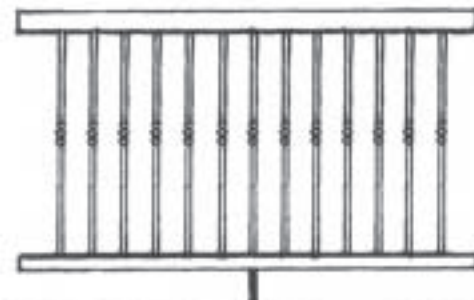
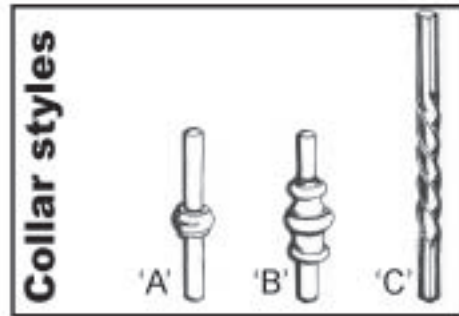
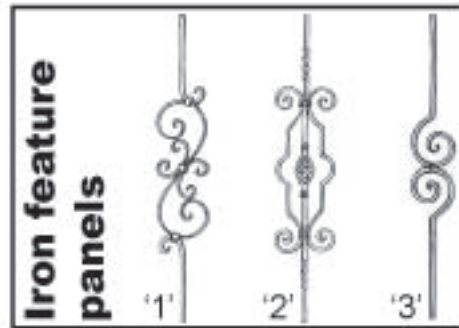
**Exterior Timber &
Iron Balustrading**

biggest choice
 best prices
 innovative designs
 largest stock

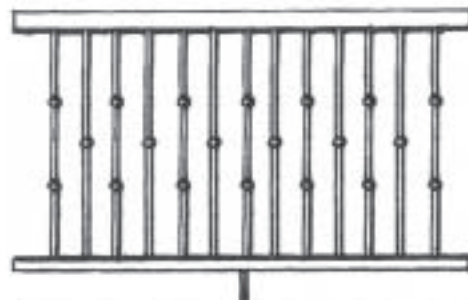
TIMBER & IRON EXTERNAL BALUSTRADE



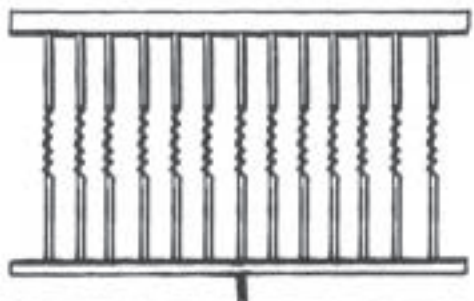
At a fraction of the cost of all iron balustrading, Woodworkers makes a range of black powdercoat baluster design set in hardwood rails to achieve a fresh Mediterranean look. Installation is simple and cost effective, without the need for specialist metal workers.



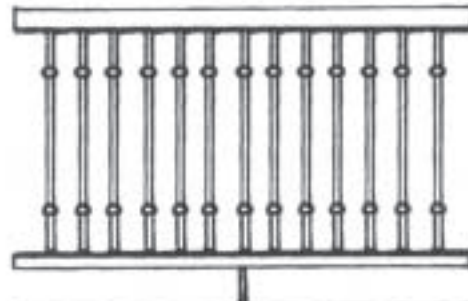
Woodworkers' Mid Collar Iron Balustrade
 TS1 (Type "B" collar only)



Woodworkers' Offset Collar Iron Balustrade
 TS2 (Type "A" collar only)



Woodworkers' Centre Twist Iron Balustrade
 TS3



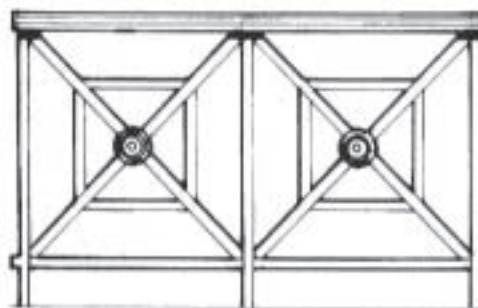
Woodworkers' Margin Collar Iron Balustrade
 TS4 (Type "A" collar only)

EXTERNAL BALUSTRADE

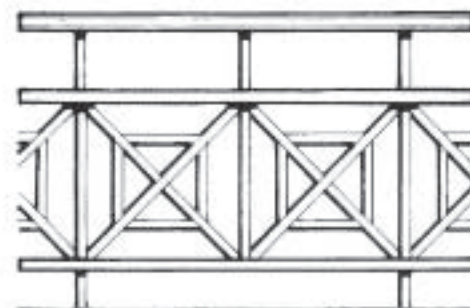
The style of timber balustrades provides one of the best clues to the age of old houses. Before 1880 virtually all Queensland houses had Union Jack balustrading, using slender timbers in compositions emphasising a diagonal pattern. In the late nineteenth century cast iron was the fashionable balustrade material although simple two rail dowel or turned balustrades were also commonly used. By 1900 there was a resurgence in preferences for timber balustrades again, with variations on the three rail dowel design being the hallmark of the Federation era. The inter-war period was characterised by a shift to slatted balustrades in lieu of dowels, often with fretworked motif panels or constructed entirely from fretworked palings.

The Woodworkers Company supplies balustrading made from hardwoods in pre-assembled panel form, custom built for each column spacing. Stair balustrading in kit or pre-assembled form is also available, together with matching timber valances to trim the lintel beam above the handrailing.

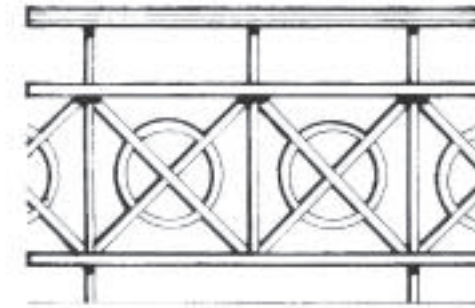
Ground level only - No pool usage



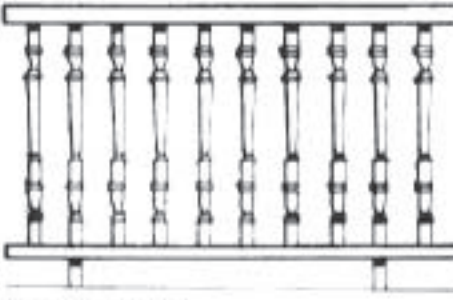
Woodworkers' Union Jack 2 Rail Balustrade
 TB1 (circa 1820 - 1880)



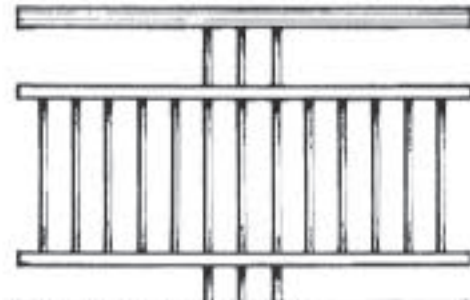
Woodworkers' Union Jack 3 Rail Balustrade
 TB2 (circa 1820 - 1880)



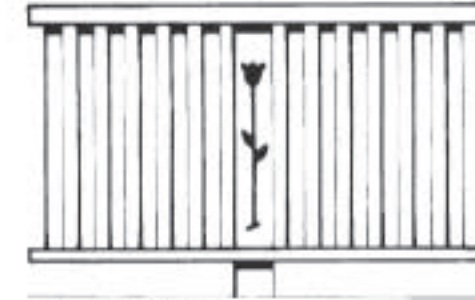
Woodworkers' Diagonal ring 3 Rail Balustrade
 TB3 (circa 1850 - 1880)



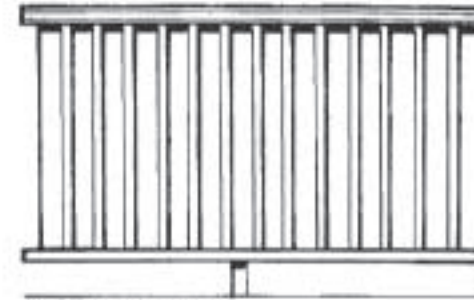
Woodworkers' Turned 2 Rail Balustrade
 TB4 (circa 1880 - 1910)



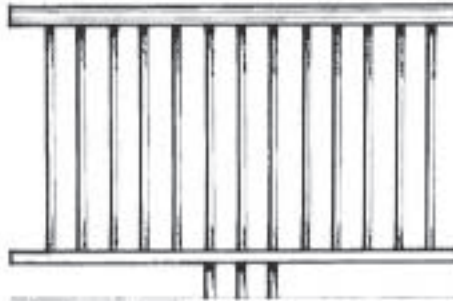
Woodworkers' Cricket Stump 3 Rail Dowel Balustrade
 TB6 (circa 1900 - 1920)



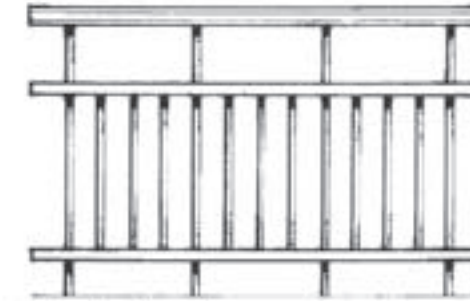
Woodworkers' 2 Rail Slat Balustrade
 TB9 (circa 1920 - 1939)



Woodworkers' 2 Rail Square Balustrade
 (31 x 31 square dressed balustrade)
 TB11 (contemporary)



Woodworkers' Dowel 2 Rail Balustrade
 TB5 (circa 1880 - 1914)



Woodworkers' Single Stump 3 Rail Dowel Balustrade
 TB8 (circa 1900 - 1920)

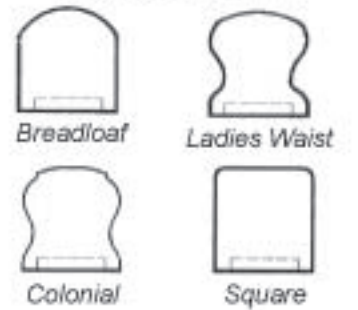


Woodworkers' 3 Rail Slat Balustrade
 TB10 (circa 1920 - 1939)



Woodworkers' Double Stump 3 Rail Dowel Balustrade
 TB7 (circa 1900 - 1920)

**Handrailing Cross-sections
Top rail \$20 L/m**



Woodworkers' balustrade is more than 20% cheaper than our major competitors & it's better!

SPECIAL FEATURES

- All hardwood construction except for motif panels in TB9 & TB10 in CCA pine. Pre-assembled stair balustrade available.
- Special weathered profile mid and bottom rails.

Timber and Tin Window Hoods

biggest choice
best prices
innovative designs
largest stock



Surprisingly, window hoods came into general usage only at the end of the nineteenth century as Queenslanders belatedly adapted their houses for the tropical climate. They remained popular until the 1930's, becoming progressively less elaborate with time. The Woodworkers' Company makes metal hoods as pre-assembled units or supplies timber hood designs as either complete kits (incorporating metalwork, screws and flashings) or as timberwork only components. Special hood designs can be quoted, if required.

We carry stocks of 'WH' window hoods for immediate delivery.



Woodworkers'
Standard Paling Skillion
Overhang 565 mm
Height 1300 mm
WH 1




Woodworkers'
Diagonal Paling Skillion
Overhang 565 mm
Height 1300 mm
WH 2



Woodworkers'
Lattice Skillion
Overhang 565 mm
Height 1300 mm
WH 3



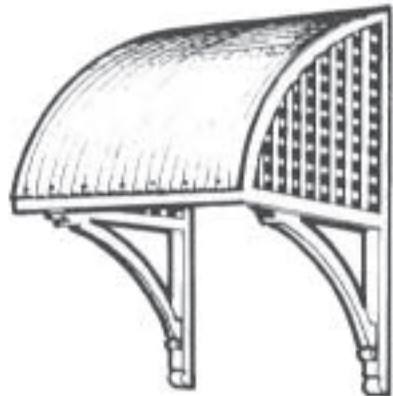
Woodworkers'
Sweep Skillion
Shown with fretwork fascia option
Overhang 565 mm
Height 1300 mm
WH 4



Woodworkers'
Florentine Paling
Shown with fretwork fascia option
Overhang 565 mm
Height 1300 mm
WH 5



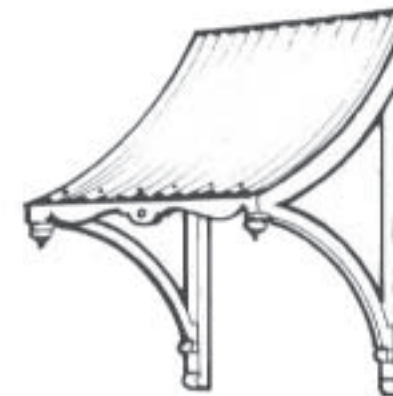
Woodworkers'
Fretwork Paling Skillion
Overhang 565 mm
Height 1300 mm
WH 6



Woodworkers'
Bullnose Lattice
Overhang 565 mm
Height 1300 mm
WH 7



Woodworkers'
Fretwork Bullnose
Overhang 460 mm
Height 920 mm
WH 8



Woodworkers'
Scallop
With fretwork fascia and finials
Overhang 565 mm
Height 1300 mm
WH 9

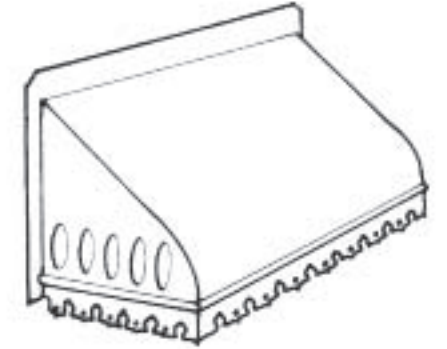


Woodworkers'
Sunrise Skillion
Overhang 565 mm
Height 1300 mm
WH 10

METAL HOODS

Our metal hoods were made to order from 0.4 mm (26 gauge) galvanised steel, ready for painting. Apart from the standard designs illustrated, we can match existing hoods as required for a small additional charge.

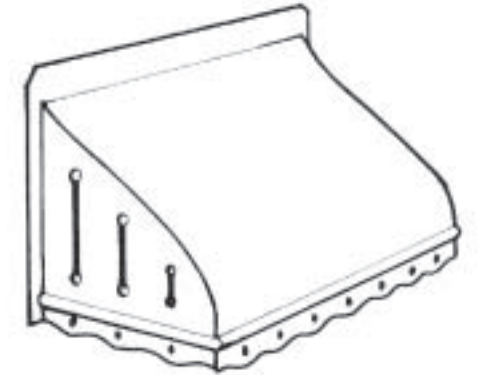
for current prices refer to our website
www.woodworkers.com.au/restoration/windowhoods/prices



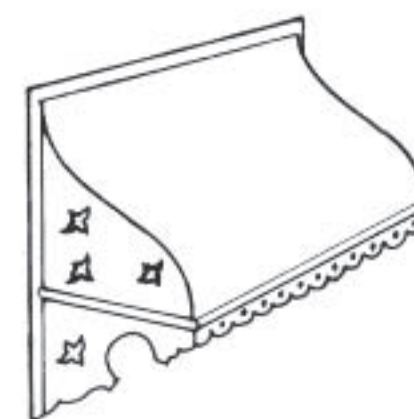
Woodworkers'
Bullnose No. 1
Overhang 470 mm
Height 440 mm
MH3



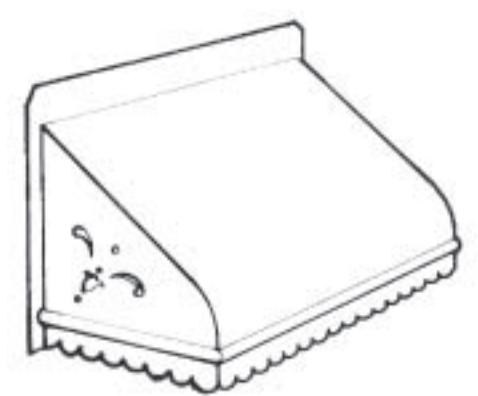
Woodworkers'
Ogee No. 1
Overhang 480 mm
Height 830 mm
MH1



Woodworkers'
Bullnose No. 2
Overhang 480 mm
Height 560 mm
MH4



Woodworkers'
Ogee No. 2
Overhang 480 mm
Height 810 mm
MH2



Woodworkers'
Bullnose No. 3
Overhang 480 mm
Height 560 mm
MH5

BRISBANE

Showroom : 1095 Ipswich rd, Moorooka 4105
Postal : PO Box 206, Moorooka 4105
Head Office : Evesham St, Moorooka 4105
Tel: (07) 3848 1383 Fax: (07)3892 1476
Email : sales@woodworkers.com.au

GOLD COAST

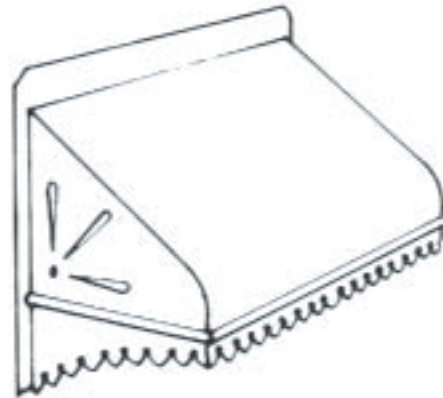
Brickworks Annex,
Warehouse Rd., Southport 4215
Tel : (07) 5571 0088
Fax : (07) 5571 0617
goldcoast@woodworkers.com.au

SUNSHINE COAST

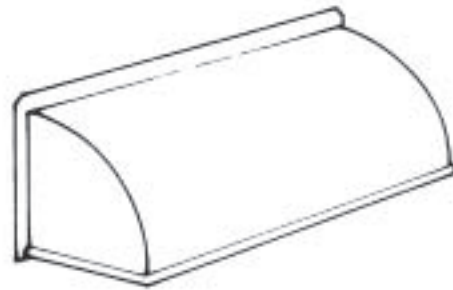
53 Wisers Rd,
Maroochydore 4558
Tel : (07) 5479 0999
Fax : (07) 5479 0911
sunshine@woodworkers.com.au

**Metal Window Hoods,
Roof Embellishments &
Fascia Patters**

biggest choice
best prices
innovative designs
largest stock



Woodworkers'
Bullnose No. 4
Overhang 480 mm
Height 620 mm
MH6

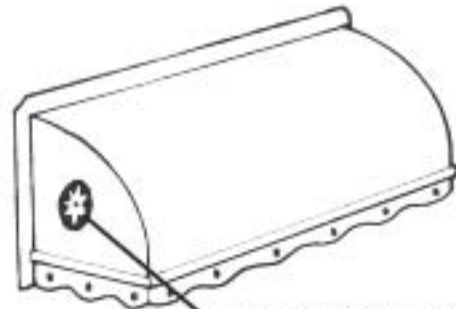


Woodworkers'
Drumroll No. 3
Overhang 450 mm
Height 380 mm
MH10

*Metal hoods are
all custom made
to your sizes and
priced to suit
your budget.*

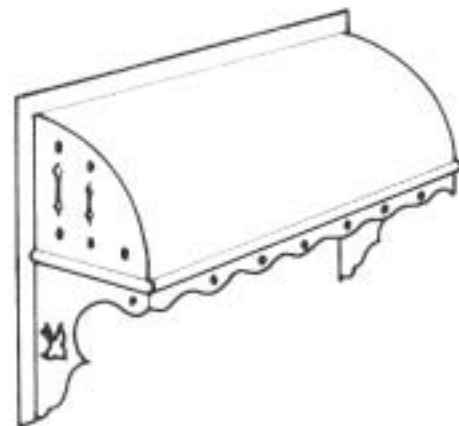


Woodworkers'
Skillion No. 1
Overhang 450 mm
Height 380 mm
MH7

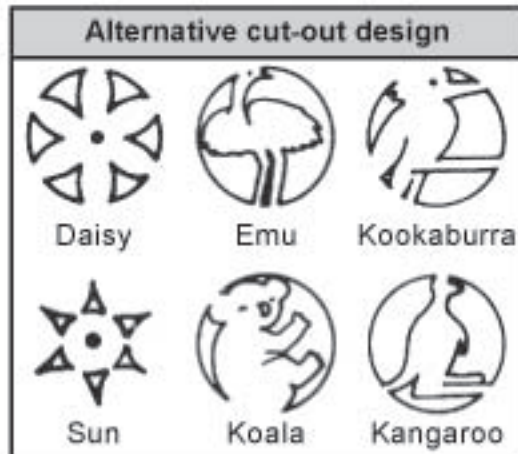


Woodworkers'
Drumroll No. 2
Overhang 450 mm
Height 425 mm
MH7

a range of cut-out
designs is available

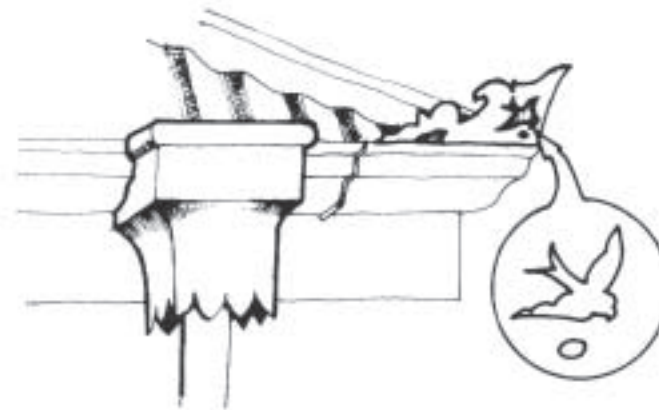


Woodworkers'
Drumroll No. 1
Overhang 420 mm
Height 630 mm
MH7




ROOF EMBELLISHMENTS

Roof ventilators and classically inspired embellishments were most popular from the early 1880's until World War I. Although originally designed to convection cool and dignify large pyramid roofs, they have become synonymous with the tropical colonial style.

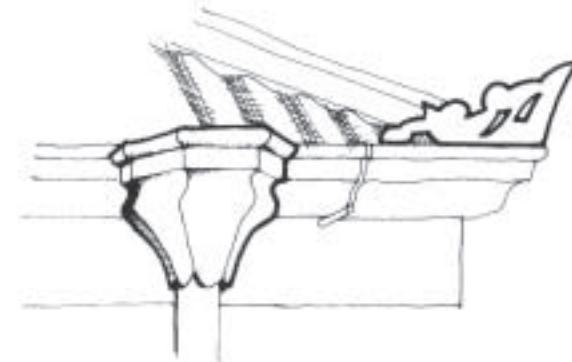


Woodworkers'
Gutter Acroteria No. 1
Height 135 mm
Length 360 mm
RE3

Square Rainwater Head
Height 330 mm
Length 340 mm
RE5

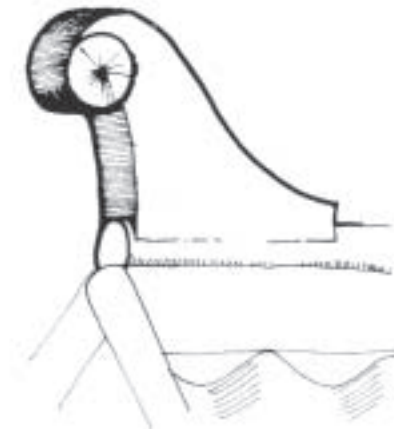


Woodworkers'
Roof Ventilator
Small - Height 980 mm
Min. diameter 200 mm
Base diameter 360 mm
Large - Height 1200 mm
Min. diameter 280 mm
Base diameter 500 mm




Woodworkers'
Gutter Acroteria No. 2
Height 135 mm
Length 360 mm
RE4

Hexagonal Rainwater Head
Height 370 mm
Length 350 mm
RE6



Woodworkers'
Ridge Horn
Height 270 mm
Length 300 mm
RE2



Woodworkers'
Roof Spike No. 1
Height 600 mm
Width 140 mm
RE7

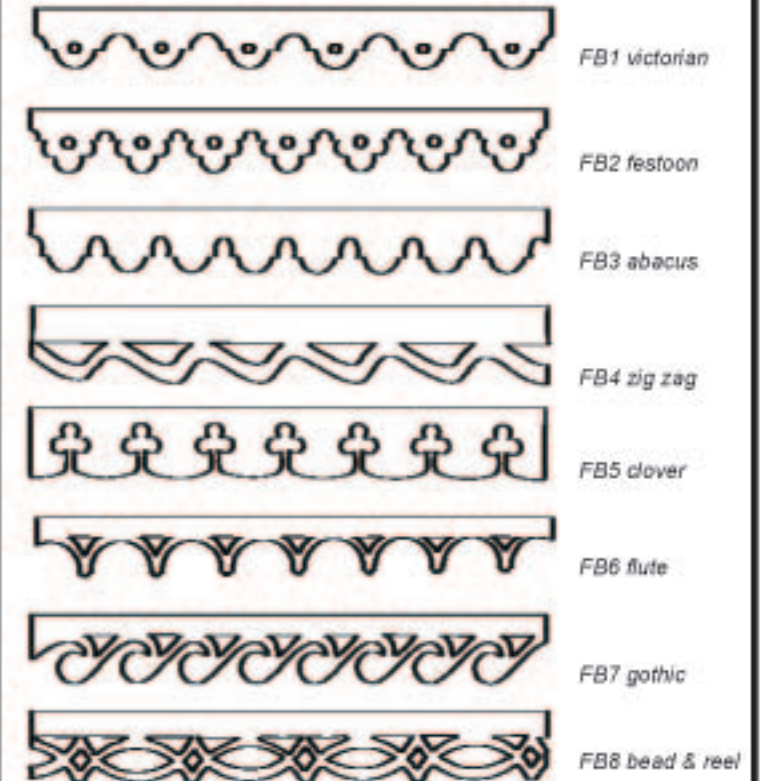


Woodworkers'
Roof Spike No. 2
Height 600 mm
Width 400 mm
RE8



Metal Ridge Capping

FASCIA PATTERNS



BRISBANE

Showroom : 1095 Ipswich rd, Moorooka 4105
 Postal : PO Box 206, Moorooka 4105
 Head Office : Evesham St, Moorooka 4105
 Tel: (07) 3848 1383 Fax: (07)3892 1476
 Email : sales@woodworkers.com.au

GOLD COAST

Brickworks Annex,
 Warehouse Rd., Southport 4215
 Tel : (07) 5571 0088
 Fax : (07) 5571 0617
 goldcoast@woodworkers.com.au

SUNSHINE COAST

53 Wisers Rd,
 Maroochydore 4558
 Tel : (07) 5479 0999
 Fax : (07) 5479 0911
 sunshine@woodworkers.com.au

biggest choice
 best prices
 innovative designs
 largest stock

Traditional Fretworks

CEILING ROSETTES



RS9



RS1



RS2



RS3



RS4



RS5



RS6



RS7



RS8

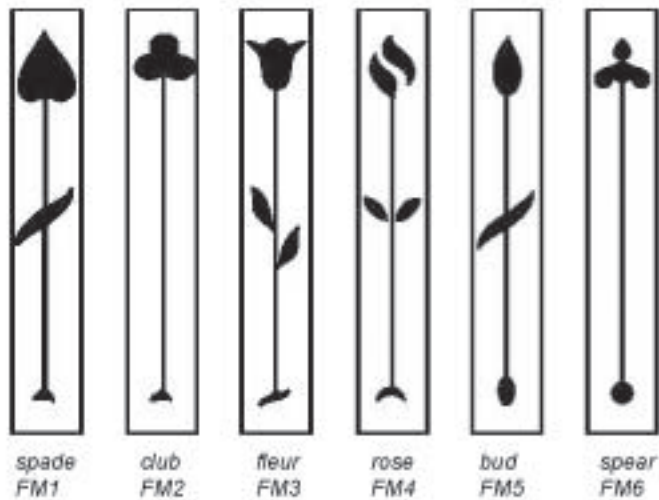


RS10

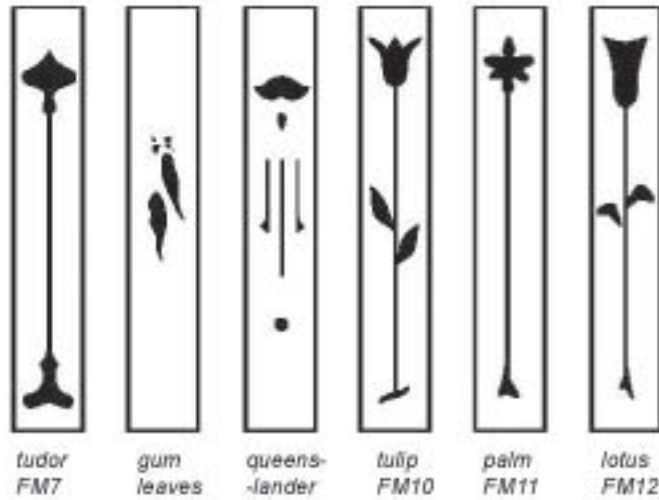


RS11

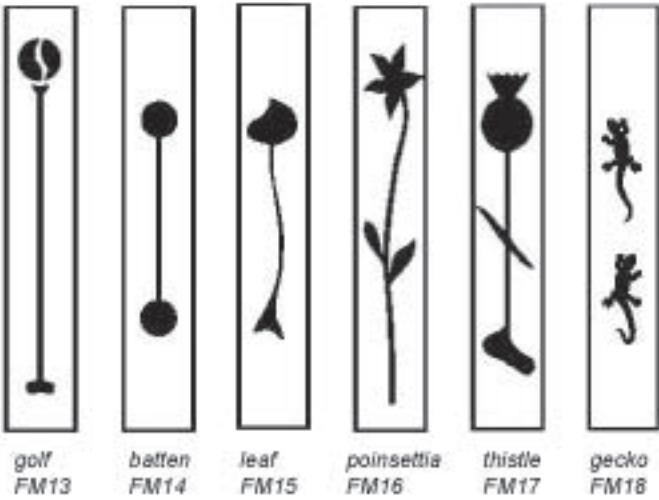
PALING MOTIFS



spade FM1 club FM2 fleur FM3 rose FM4 bud FM5 spear FM6



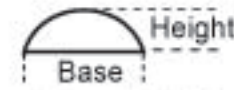
tudor FM7 gum leaves FM8 queens-lander FM9 tulip FM10 palm FM11 lotus FM12



golf FM13 betten FM14 leaf FM15 poinsettia FM16 thistle FM17 gecko FM18

FRETWORKED VAULTS

Curved corrugated iron barrel vaults were common in verandah roofs above the main entry, usually faced with intricate foliage fretworks. Laser cut fretwork vaults can be ordered by specifying the radius and height, but are best purchased before the iron is rolled to serve as its template.



Any size is available. When ordering please quote base and height sizes.

for more information and current prices on lasercut products refer to our website www.woodworkers.com.au/restoration/lasercut/prices



Woodworkers' FV1



Woodworkers' FV2



Woodworkers' FV3




Woodworkers' FV4



Woodworkers' FV6



Woodworkers' FV7



Woodworkers' FV5
 a sample of a custom design made to match a clients original fretwork



Woodworkers' FP512



Woodworkers' FP513

BRISBANE

Showroom : 1095 Ipswich rd, Moorooka 4105
 Postal : PO Box 206, Moorooka 4105
 Head Office : Evesham St, Moorooka 4105
 Tel: (07) 3848 1383 Fax: (07)3892 1476
 Email : sales@woodworkers.com.au

GOLD COAST

Brickworks Annex,
 Warehouse Rd., Southport 4215
 Tel : (07) 5571 0088
 Fax : (07) 5571 0617
 goldcoast@woodworkers.com.au

SUNSHINE COAST

53 Wises Rd,
 Maroochydore 4558
 Tel : (07) 5479 0999
 Fax : (07) 5479 0911
 sunshine@woodworkers.com.au

Fretworked Gables

- biggest choice
- best prices
- innovative designs
- largest stock



Woodworkers' FP501



Woodworkers' FP504



Woodworkers' FP502



Woodworkers' FP505



Woodworkers' FP503



Woodworkers' FP506



Woodworkers' FP508



Woodworkers' FP509



Woodworkers' FP510



Woodworkers' FP507



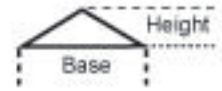
Woodworkers' FP511

FRETWORKED GABLES

Fret sawn ornamental panels were popular between 1875 and 1914 as a focal point above major entries or to embellish projecting front gables. The "Queenslander" on 18 September 1875 promoted 'these touches of ornamental work' to 'very much improve the severely hard lines of the usual run of colonial buildings.'

Initially the designs were very intricate, based on foliage and heraldic themes, but as labour costs increased earlier this century simpler geometric designs evolved.

Computerised laser cutting systems have eliminated much of the painstaking labour of gable production and led to their revival. The Woodworkers' Company cuts gables from 10mm Weathertex to any shape and size and can develop special designs for particular applications.



Any size is available.
 When ordering
 please quote base
 and height sizes.

BRISBANE

Showroom : 1095 Ipswich rd, Moorooka 4105
 Postal : PO Box 206, Moorooka 4105
 Head Office : Evesham St, Moorooka 4105
 Tel: (07) 3848 1383 Fax: (07)3892 1476
 Email : sales@woodworkers.com.au

GOLD COAST

Brickworks Annex,
 Warehouse Rd., Southport 4215
 Tel : (07) 5571 0088
 Fax : (07) 5571 0617
 goldcoast@woodworkers.com.au

SUNSHINE COAST


53 Wisers Rd,
 Maroochydore 4558
 Tel : (07) 5479 0999
 Fax : (07) 5479 0911
 sunshine@woodworkers.com.au

**Fretwork Breezeways
& Ceiling Rosettes**

biggest choice
 best prices
 innovative designs
 Largest stock



BW 1



BW 9



BW 17



BW 14



BW 3




BW 2



BW 10




BW 18



BW 12




BW 7



BW 5



BW 13



BW 11



BW 21



BW 4



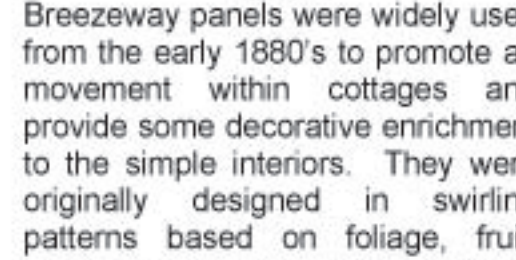
BW 6



BW 16



BW 20



BW 8



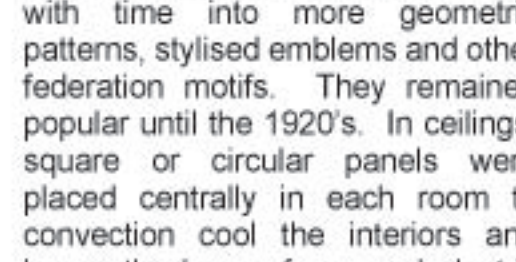
BW 22



BW 23




BW 24



BW 19



BW 27



BW 26 shown as an over width breezeway

Colonial Foliage Style
Breezeways

*The best selection
available.*

for more information & current prices on lasercut products refer to
our website www.woodworkers.com.au/restoration/lasercut/prices

Breezeway panels were widely used from the early 1880's to promote air movement within cottages and provide some decorative enrichment to the simple interiors. They were originally designed in swirling patterns based on foliage, fruit, flowers and vines and progressed with time into more geometric patterns, stylised emblems and other federation motifs. They remained popular until the 1920's. In ceilings, square or circular panels were placed centrally in each room to convection cool the interiors and house the base of gas and electric lights fittings & ceiling fans. The Woodworkers' Company supplies laser cut fretwork panels in standard interior plywood at 810 x 405 x 9 mm size or made to measure as required.

Federation and 1920's Style Breezeways

BRISBANE

Showroom : 1095 Ipswich rd, Moorooka 4105
 Postal : PO Box 206, Moorooka 4105
 Head Office : Evesham St, Moorooka 4105
 Tel: (07) 3848 1383 Fax: (07)3892 1476
 Email : sales@woodworkers.com.au

GOLD COAST

Brickworks Annex,
 Warehouse Rd., Southport 4215
 Tel : (07) 5571 0088
 Fax : (07) 5571 0617
 goldcoast@woodworkers.com.au

SUNSHINE COAST

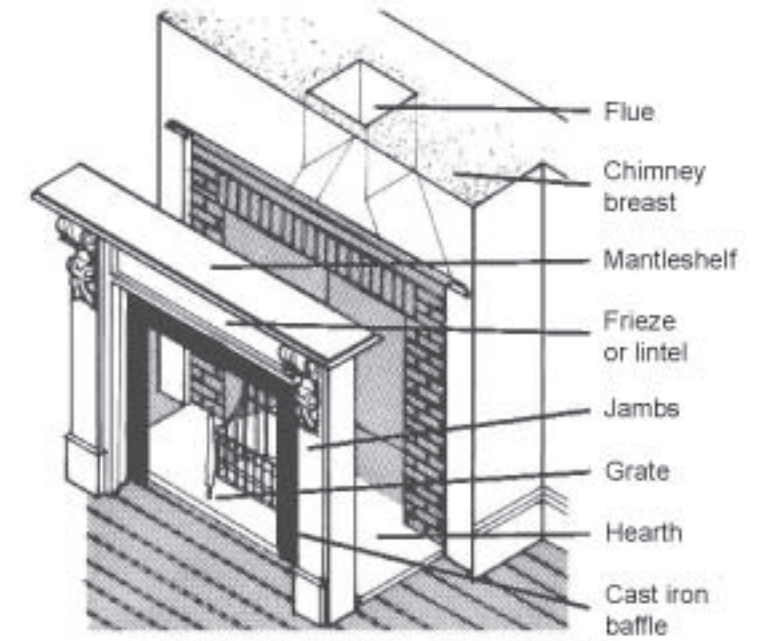

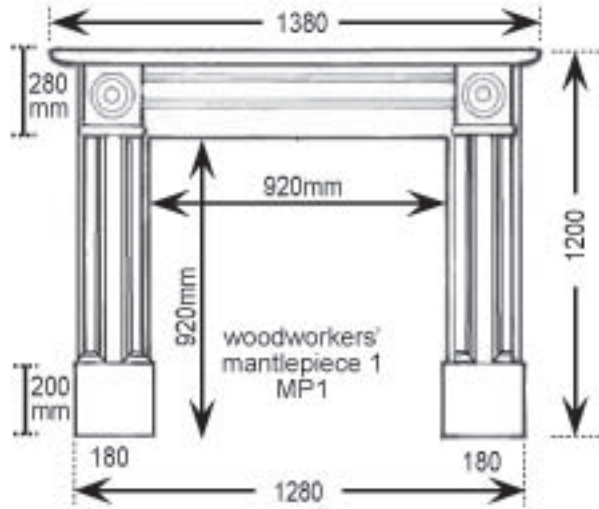
53 Wisers Rd,
 Maroochydore 4558
 Tel : (07) 5479 0999
 Fax : (07) 5479 0911
 sunshine@woodworkers.com.au

Mantlepieces

- biggest choice
- best prices
- innovative designs
- largest stock

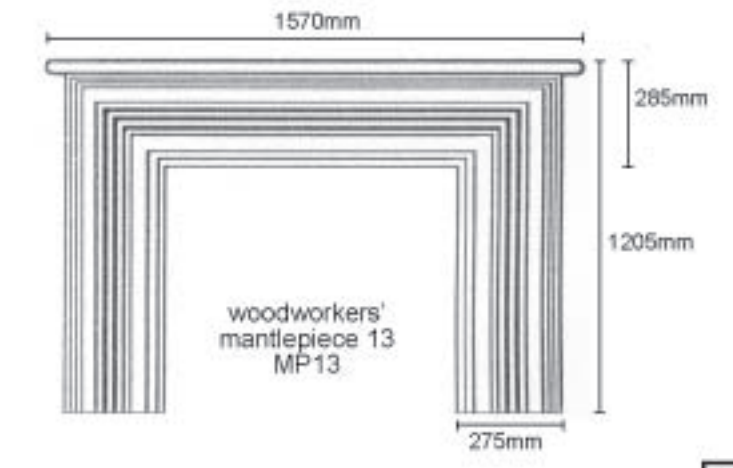
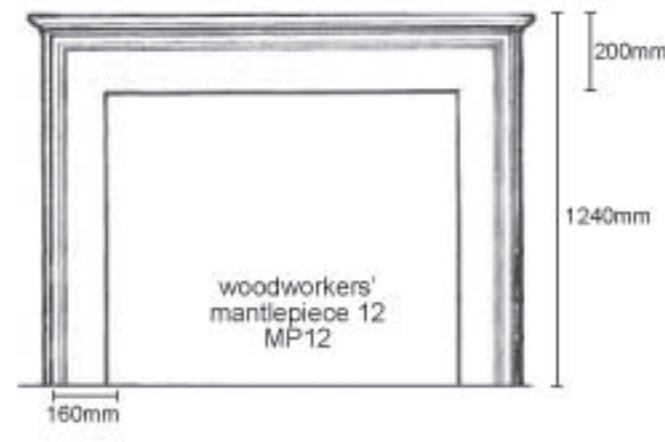
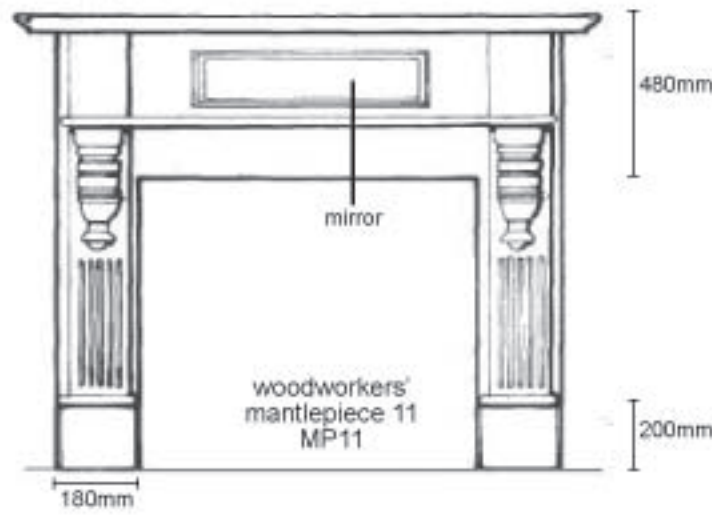
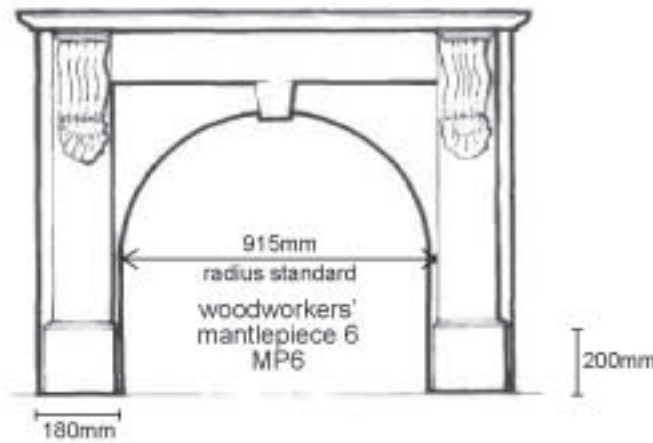
Traditionally, the fireplace is the heart of the home. Despite the warmer climate, earlier generations continued to build fireplaces wherever bricks were plentiful. Classically simple Georgian designs gave way to increasingly more ornate Victorian mantlepieces once affordable cast iron hearths were mass produced. Curved grates were superseded by simpler rectangular fireboxes earlier this century, usually with colourfully tiled reveals and ornate turned and mirrored overmantles.

The Woodworkers' Company designs and builds mantlepieces to any size or style in polish grade Red Cedar or paint grade material. Our standard mantlepiece has the key dimensions shown below (MP1).



traditional fireplace construction

for more information & current prices on mantlepieces refer to our website www.woodworkers.com.au/restoration/mantlepieces/prices



BRISBANE

Showroom : 1095 Ipswich rd, Moorooka 4105
 Postal : PO Box 206, Moorooka 4105
 Head Office : Evesham St, Moorooka 4105
 Tel: (07) 3848 1383 Fax: (07)3892 1476
 Email : sales@woodworkers.com.au

GOLD COAST

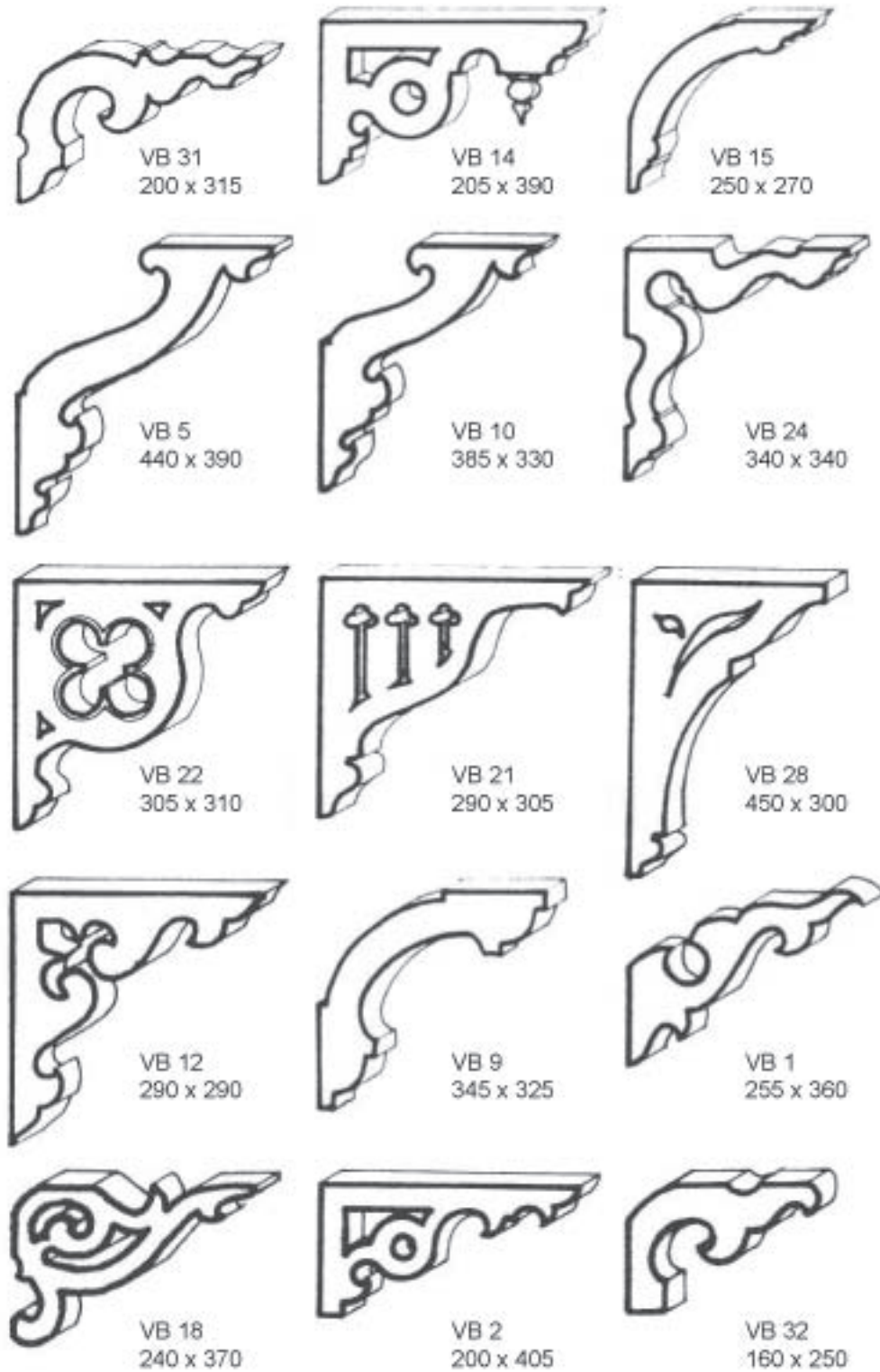
Brickworks Annex,
 Warehouse Rd., Southport 4215
 Tel : (07) 5571 0088
 Fax : (07) 5571 0617
 goldcoast@woodworkers.com.au

SUNSHINE COAST

53 Wisers Rd,
 Maroochydore 4558
 Tel : (07) 5479 0999
 Fax : (07) 5479 0911
 sunshine@woodworkers.com.au

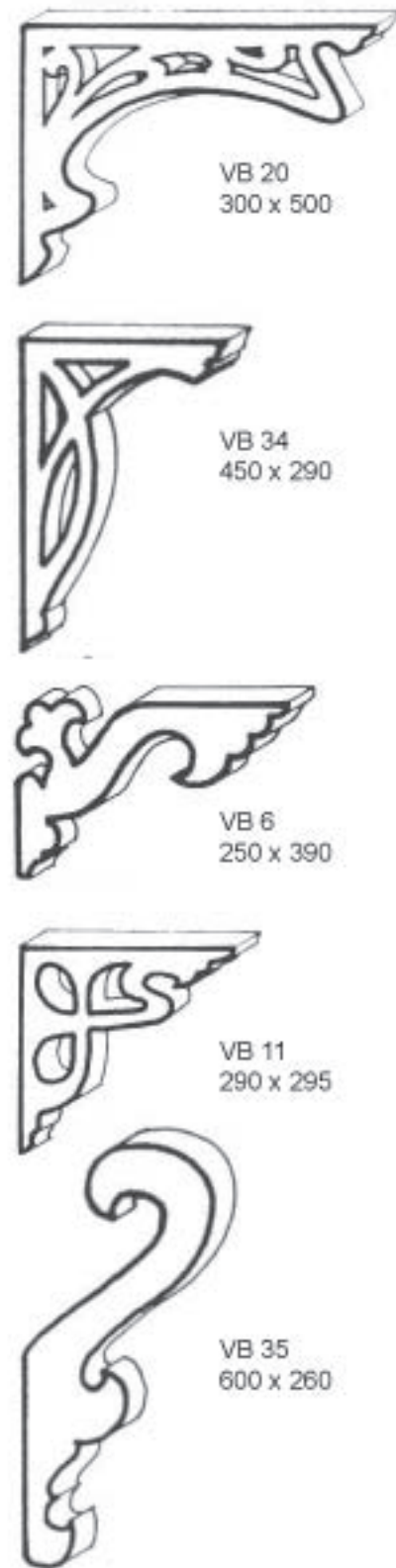
Traditional Verandah Brackets

biggest choice
 best prices
 innovative designs
 Largest stock

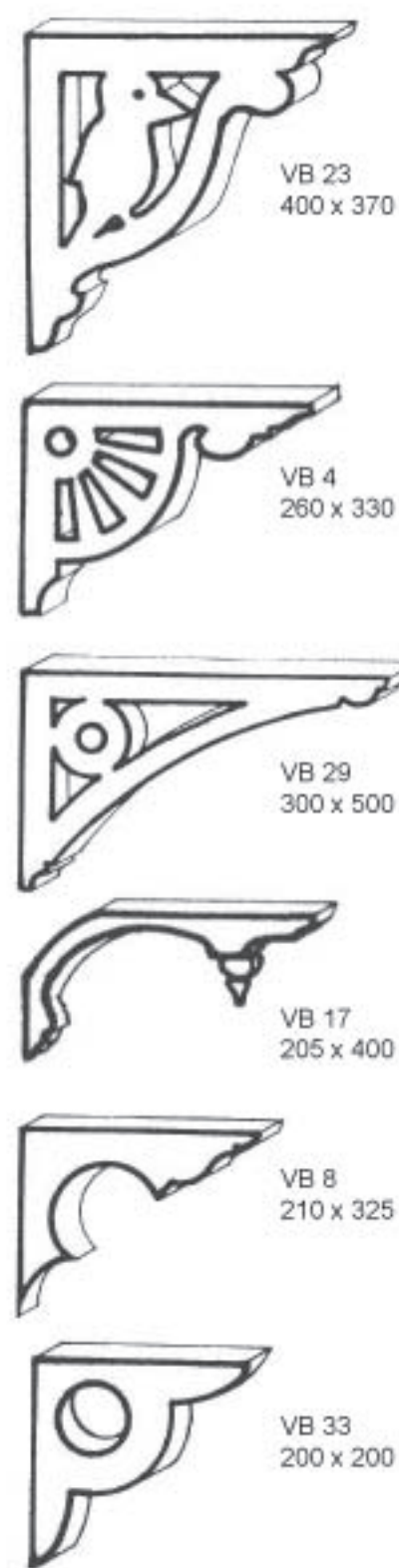


**1880 to 1900
Queensland Colony Brackets**

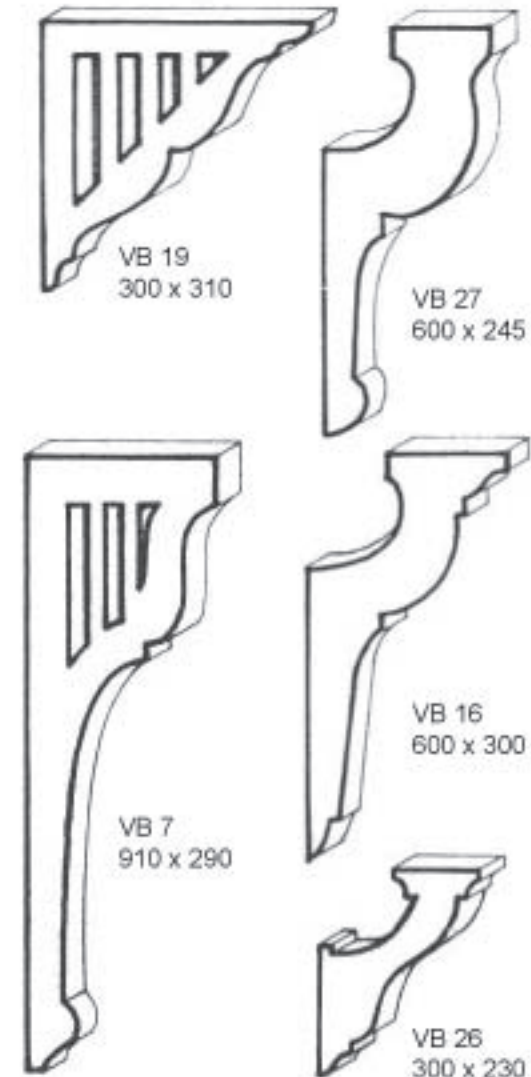
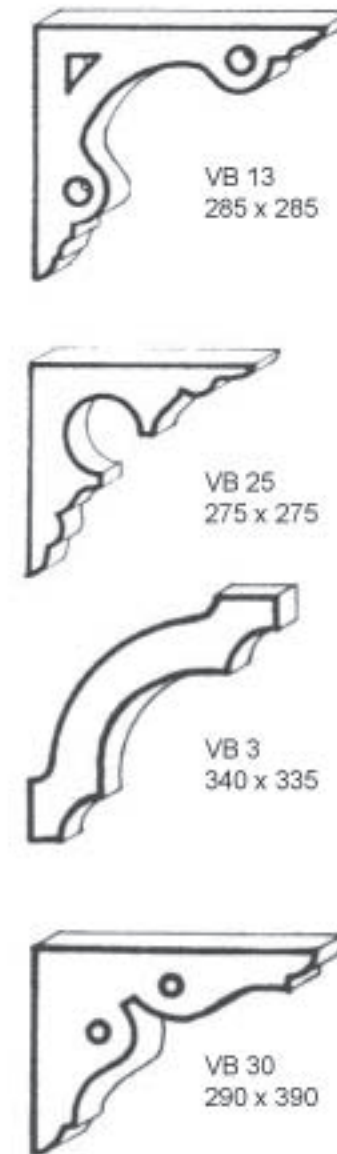
NOTE: All sizes are indicated Vertical Drop x Horizontal Length



**1895 to 1914
Art Nouveau Brackets**



**1900 to 1918
Federation
Pre World War I**



**1920 to 1935
Pre World War II Brackets**

VERANDAH BRACKETS

Decorative Verandah Brackets or 'sweeps' are traditionally used to embellish house facades, usually fixed to verandah posts atop a post capital and waistband moulding. Chronologically, brackets only became popular from the 1880's with many of the original designs serving for many decades. The fretworked foliage designs typical of the colonial era were occasionally interlaced with sinuous art nouveau patterns on more avant garde houses. In the early twentieth century, simpler more geometric brackets became most common with larger, more vertical designs being in vogue from the 1920's. The Woodworkers' Company will make brackets to any design to match your requirements in laminated Red Cedar and / or Hardwood.

for more information & current prices on mantlepieces refer to our website www.woodworkers.com.au/restoration/brackets/prices

BRISBANE

Showroom : 1095 Ipswich rd, Moorooka 4105
 Postal : PO Box 206, Moorooka 4105
 Head Office : Evesham St, Moorooka 4105
 Tel: (07) 3848 1383 Fax: (07)3892 1476
 Email : sales@woodworkers.com.au

GOLD COAST

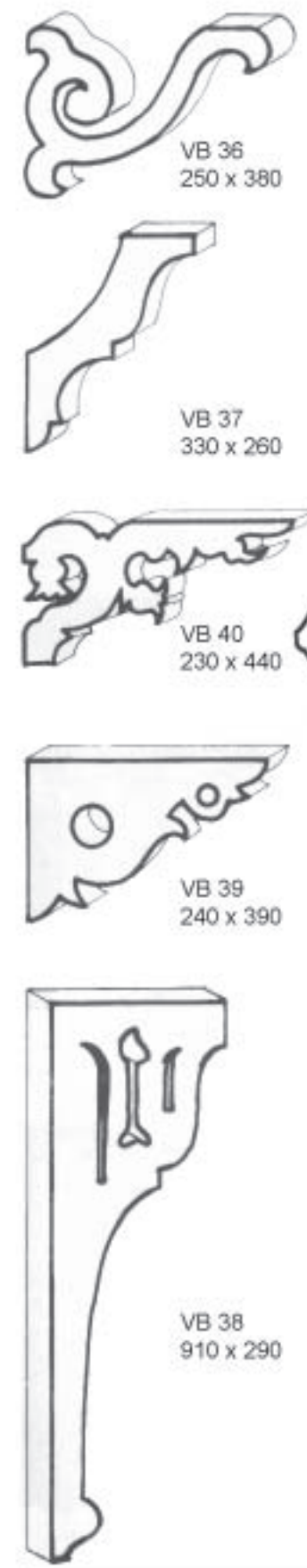
Brickworks Annex,
 Warehouse Rd., Southport 4215
 Tel : (07) 5571 0088
 Fax : (07) 5571 0617
 goldcoast@woodworkers.com.au

SUNSHINE COAST

53 Wisers Rd,
 Maroochydore 4558
 Tel : (07) 5479 0999
 Fax : (07) 5479 0911
 sunshine@woodworkers.com.au

Traditional Verandah Brackets

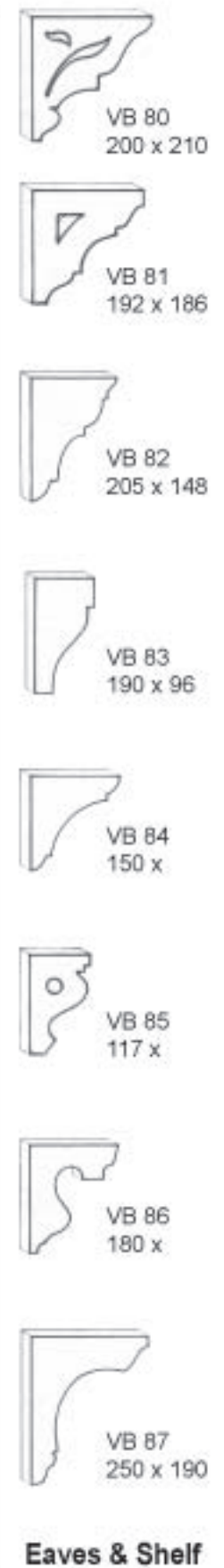
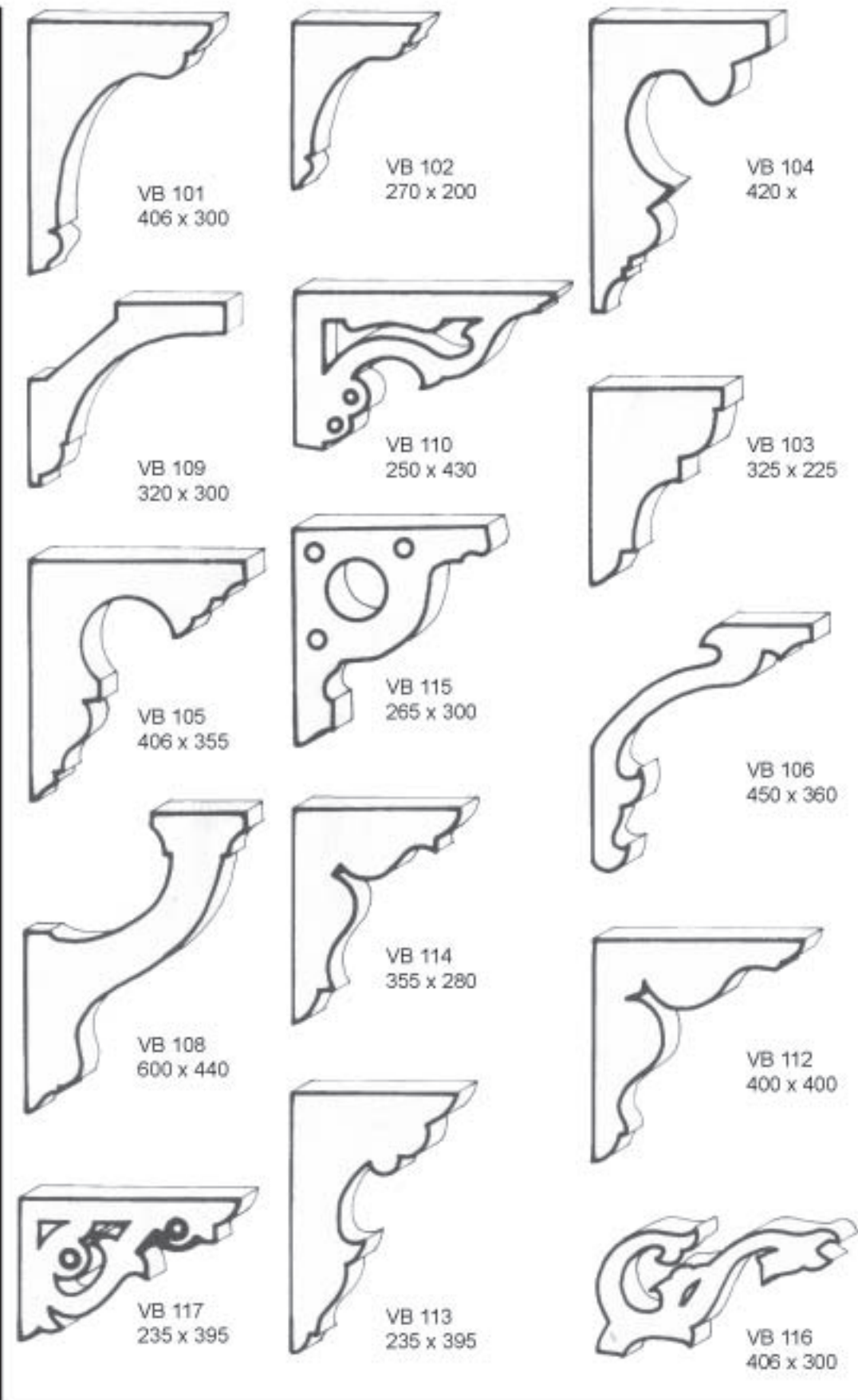
biggest choice
 best prices
 innovative designs
 largest stock



After 80 years,
 we reckon we've
 cut every design
 ever put on a
 Queenslander.



Woodworkers'
 verandah brackets
 are cut by hand from
 durable hardwood
 and cedar so they
 are easily the
 longest lasting and
 most authentic you
 can buy.
 it costs no more to
 get the best!



Eaves & Shelf Brackets

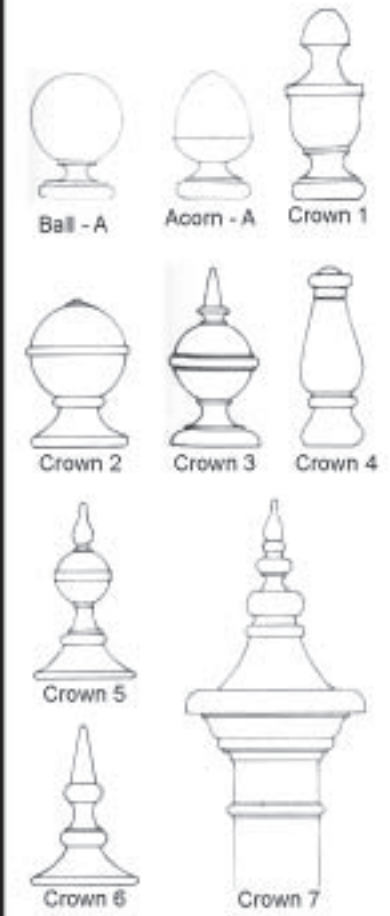
TURNERY

Woodturning increased in popularity throughout the Nineteenth century. Initially it was reserved for classical entrances and slender balustrade work but as the Victorian passion for elaborate decoration grew - so did the uses found for turnery. The Woodworkers Company supplies turned verandah posts, newels, balustrades, finials, capitols etc. in durable kwila, cedar and selected interior woods. We hand turn up to 3 metres long either from our own measured patterns or to replicate any original work supplied.



FULLY TURNED COLUMNS

POST CAPITOLS



90 X 90 ROOF FINIALS



70 X 70 ROOF FINIALS

BRISBANE

Showroom : 1095 Ipswich rd, Moorooka 4105
 Postal : PO Box 206, Moorooka 4105
 Head Office : Evesham St, Moorooka 4105
 Tel: (07) 3848 1383 Fax: (07)3892 1476
 Email : sales@woodworkers.com.au

GOLD COAST

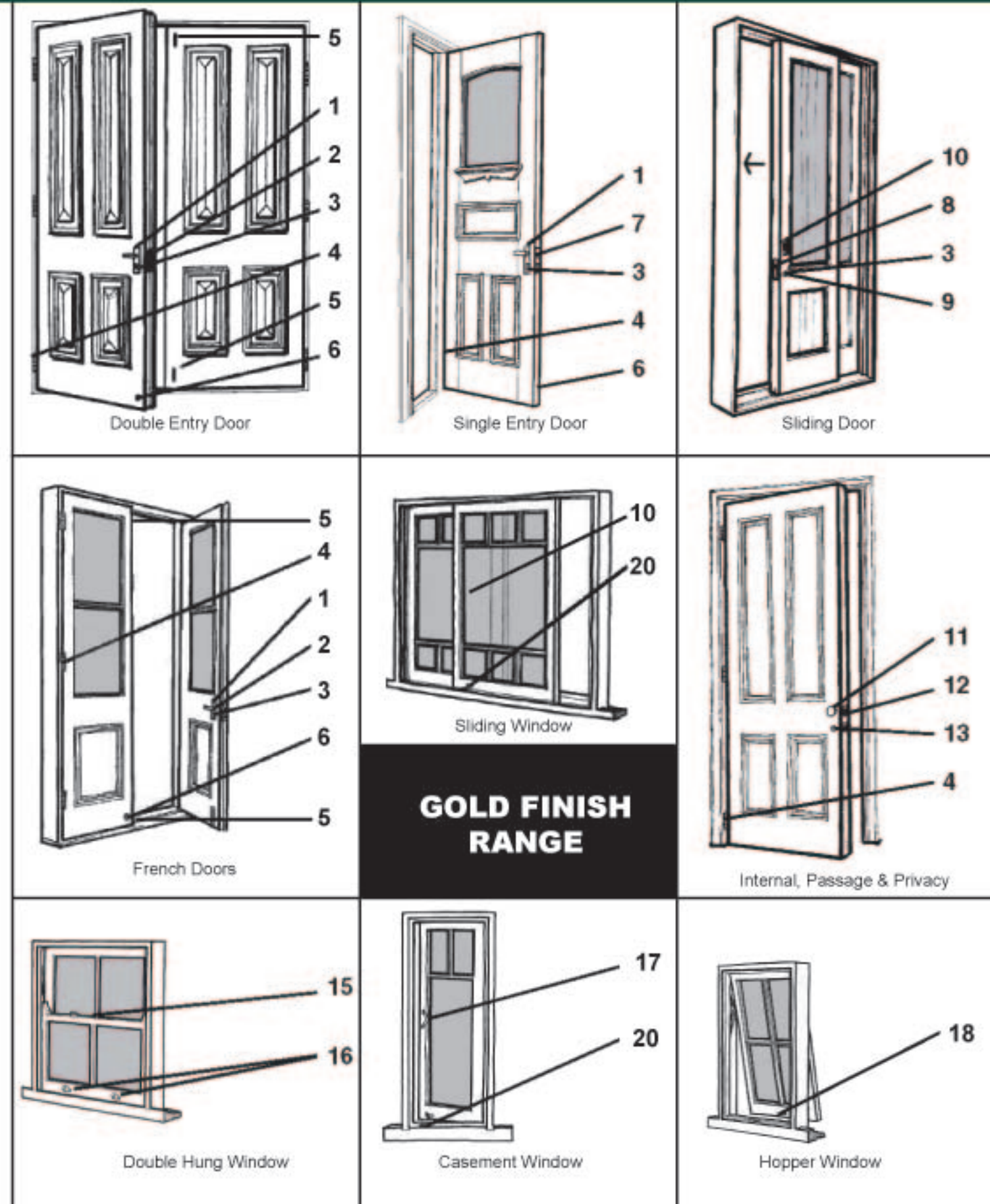
Brickworks Annex,
 Warehouse Rd., Southport 4215
 Tel : (07) 5571 0088
 Fax : (07) 5571 0617
 goldcoast@woodworkers.com.au

SUNSHINE COAST

53 Wisers Rd,
 Maroochydore 4558
 Tel : (07) 5479 0999
 Fax : (07) 5479 0911
 sunshine@woodworkers.com.au

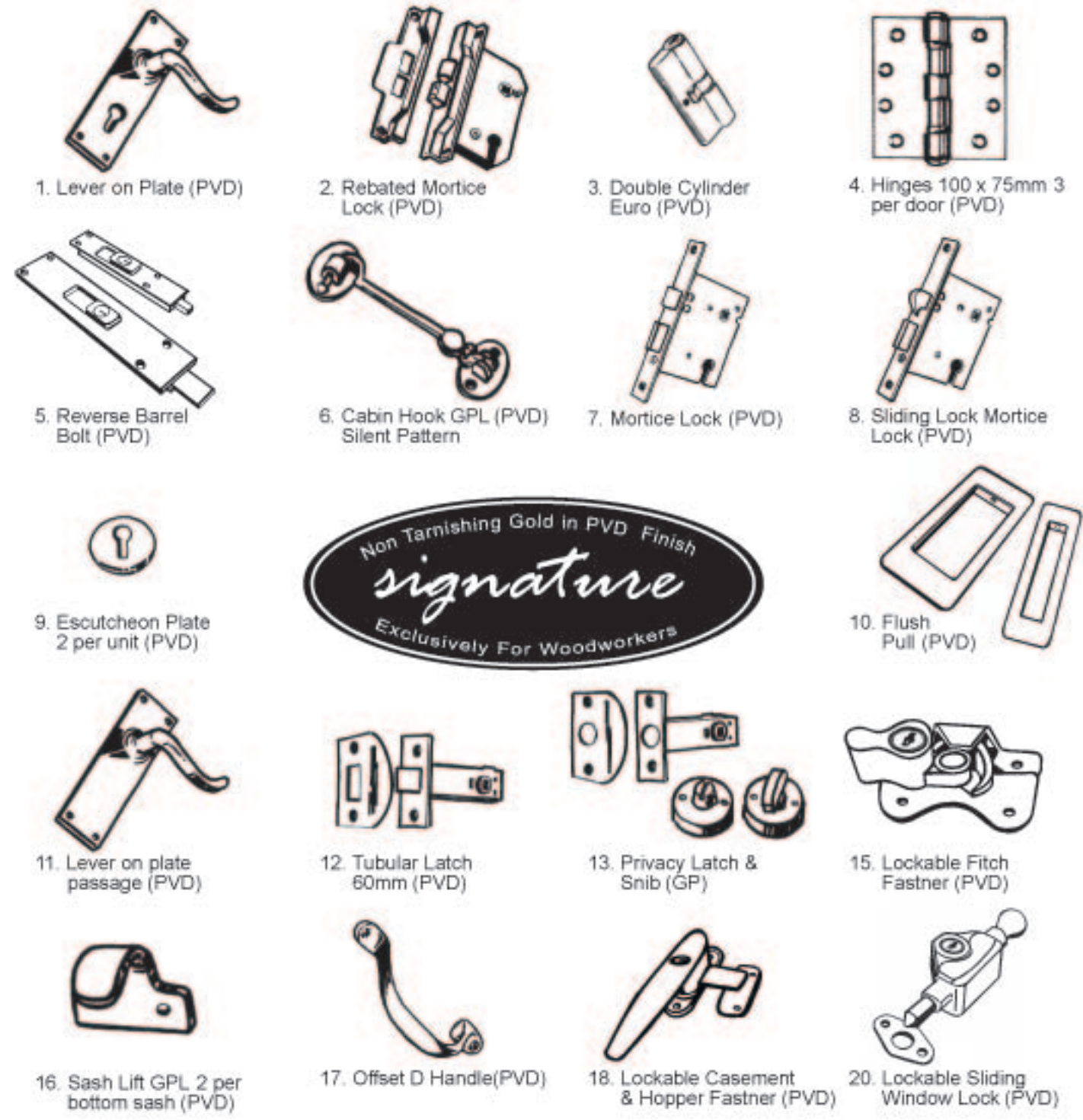
biggest choice
 best prices
 innovative designs
 largest stock

Hardware



GOLD BRASS RANGE

Woodworkers produces non-tarnishing PVD finish for its gold hardware, that outperforms normal brass but costs no more. Come and see the difference yourself. Our selection is equally at home in period and contemporary surrounds but eliminates the traditional maintenance. Easily the best value in the market.



GP - Gold plated PVD - Lifetime Non-tarnish All PVD products are non-tarnishing

refer to our website www.woodworkers.com.au/hardware/prices for current prices

BRISBANE

Showroom : 1095 Ipswich rd, Moorooka 4105
 Postal : PO Box 206, Moorooka 4105
 Head Office : Evesham St, Moorooka 4105
 Tel: (07) 3848 1383 Fax: (07)3892 1476
 Email : sales@woodworkers.com.au

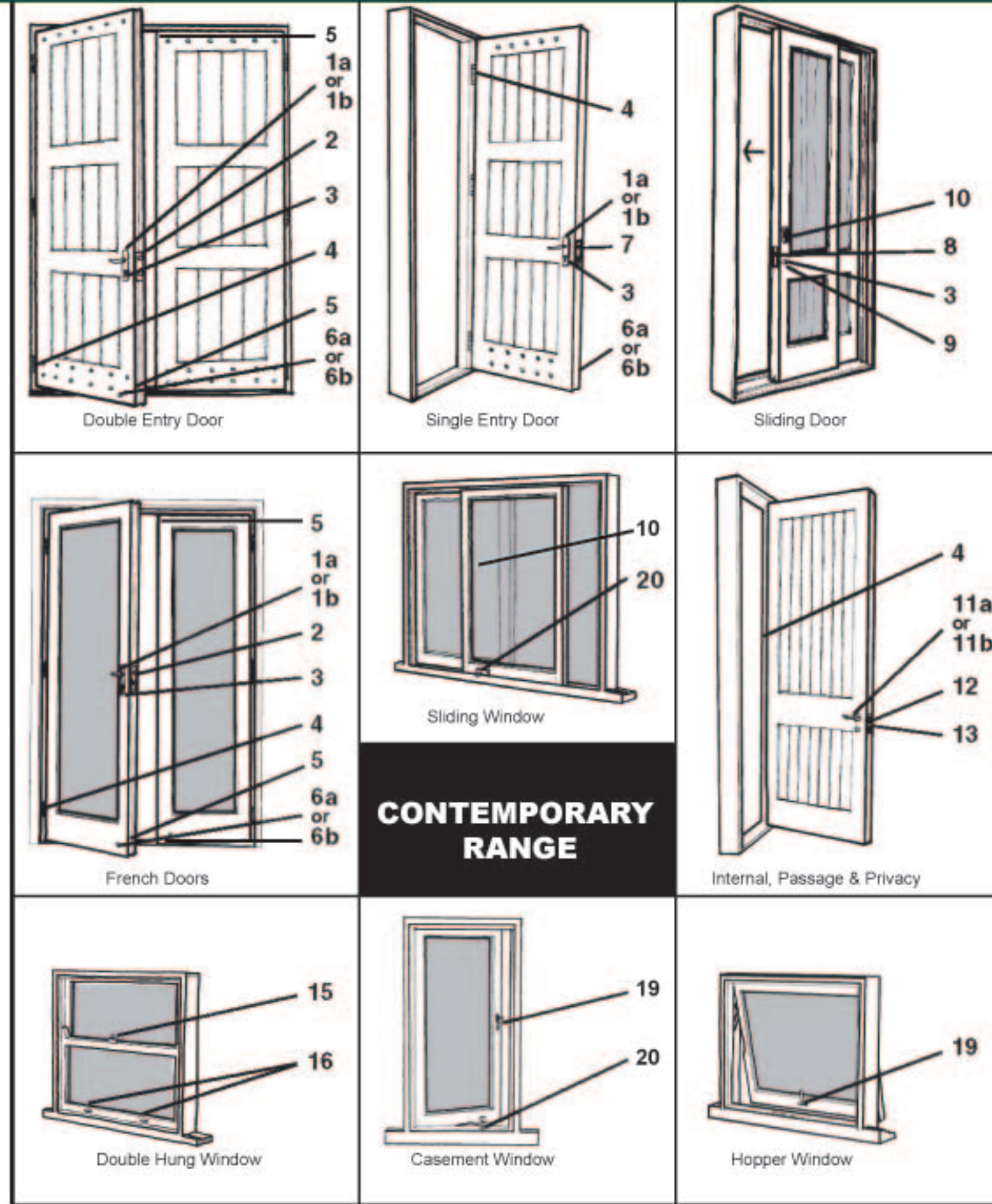
GOLD COAST

Brickworks Annex,
 Warehouse Rd., Southport 4215
 Tel : (07) 5571 0088
 Fax : (07) 5571 0617
 goldcoast@woodworkers.com.au

SUNSHINE COAST

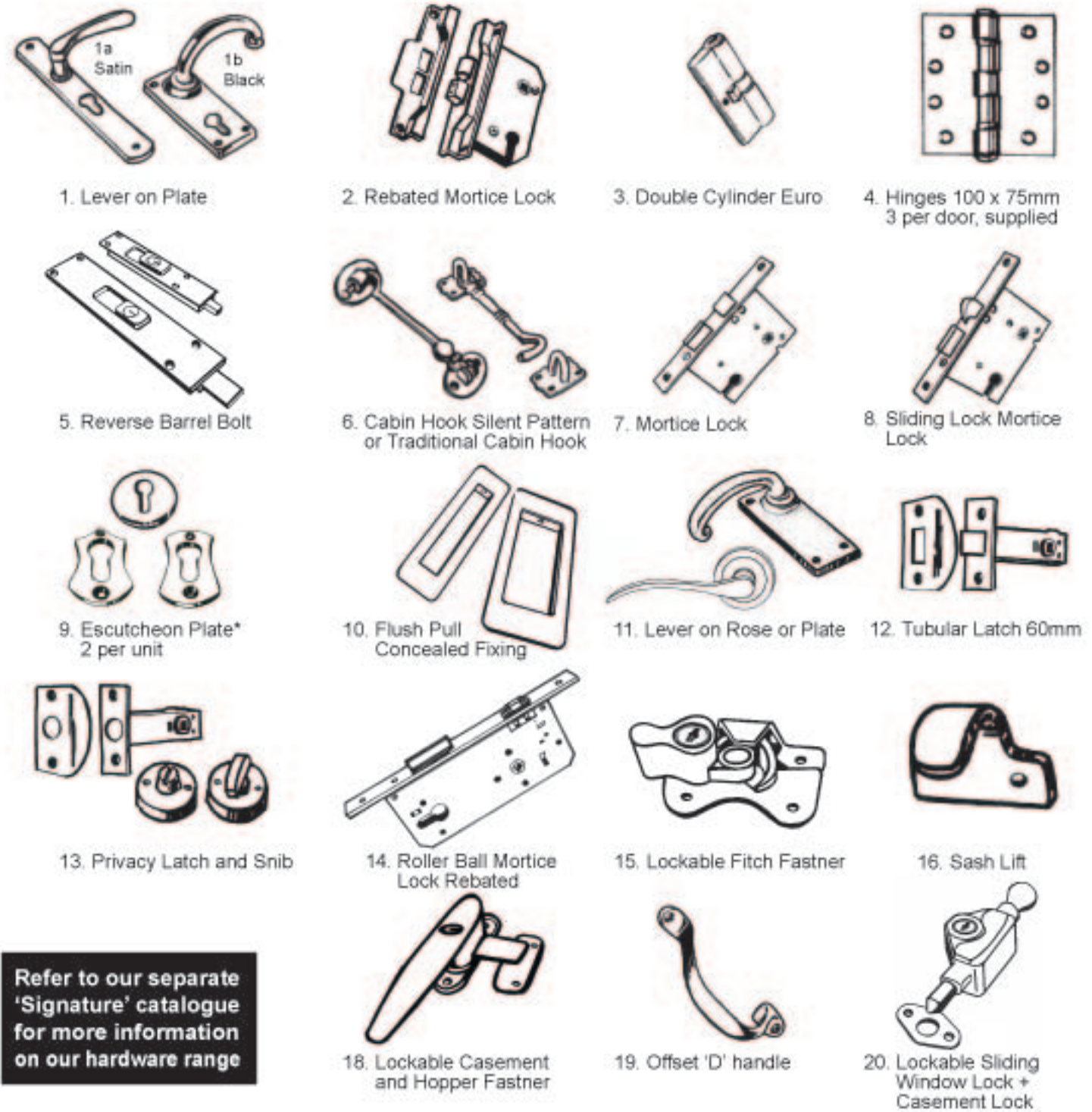
53 Wisers Rd,
 Maroochydore 4558
 Tel : (07) 5479 0999
 Fax : (07) 5479 0911
 sunshine@woodworkers.com.au

Hardware



CONTEMPORARY RANGE

Our range of stainless steel style hardware is ideal where a long lasting , low maintenance and cost efficient solution is required in a modern contemporary style. We have chosen products from a range of manufacturers that work well and co-ordinate perfectly with each other.



Refer to our separate 'Signature' catalogue for more information on our hardware range

Available in Satin Chrome and Black unless indicated

refer to our website www.woodworkers.com.au/hardware/prices for current prices

BRISBANE

Showroom : 1095 Ipswich rd, Moorooka 4105
Postal : PO Box 206, Moorooka 4105
Head Office : Evesham St, Moorooka 4105
Tel: (07) 3848 1383 Fax: (07)3892 1476
Email : sales@woodworkers.com.au

GOLD COAST

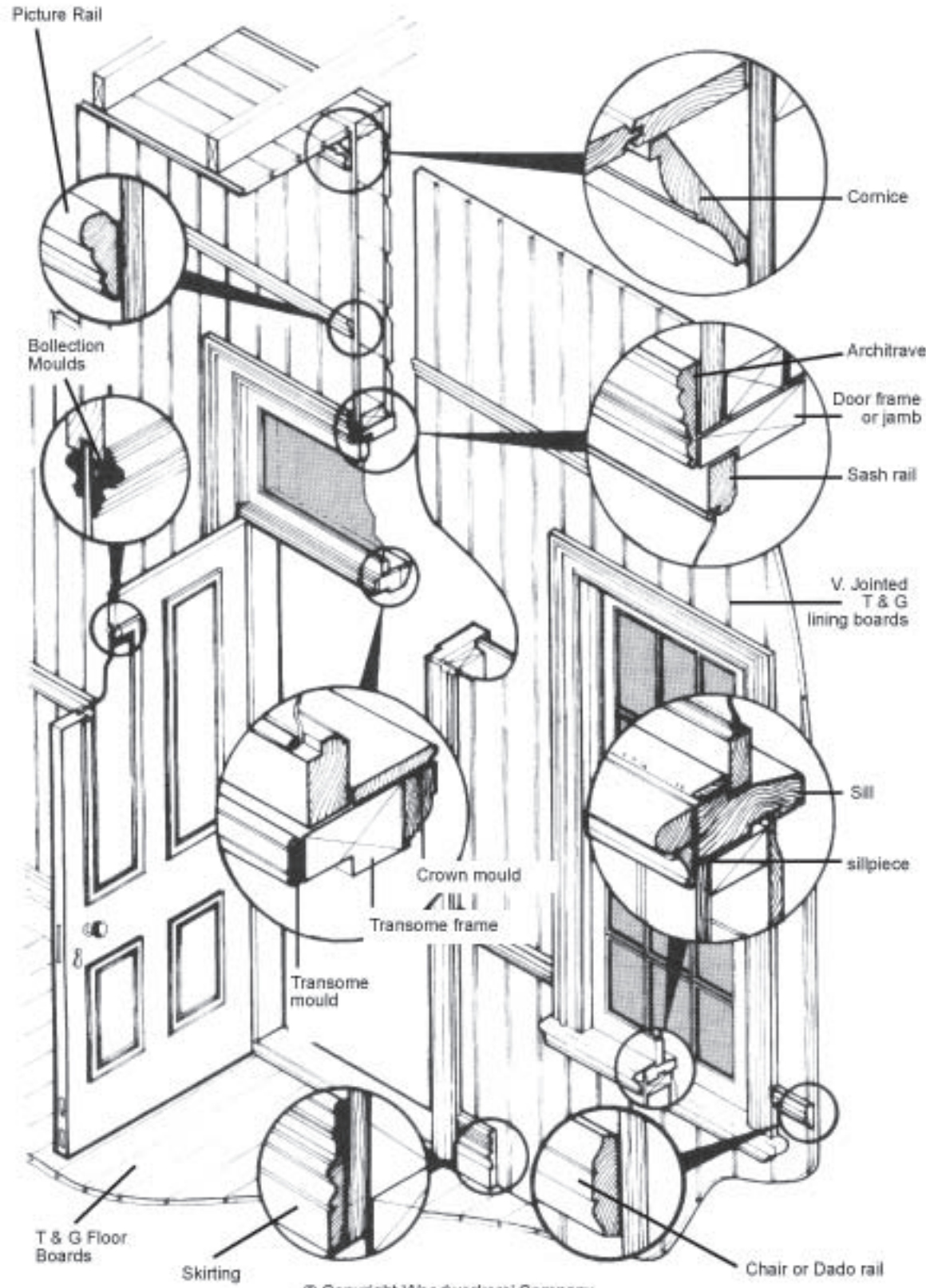
Brickworks Annex,
Warehouse Rd., Southport 4215
Tel : (07) 5571 0088
Fax : (07) 5571 0617
goldcoast@woodworkers.com.au

SUNSHINE COAST

53 Wisers Rd,
Maroochydore 4558
Tel : (07) 5479 0999
Fax : (07) 5479 0911
sunshine@woodworkers.com.au

biggest choice
best prices
innovative designs
largest stock

Mouldings



© Copyright Woodworkers' Company

MOULDINGS

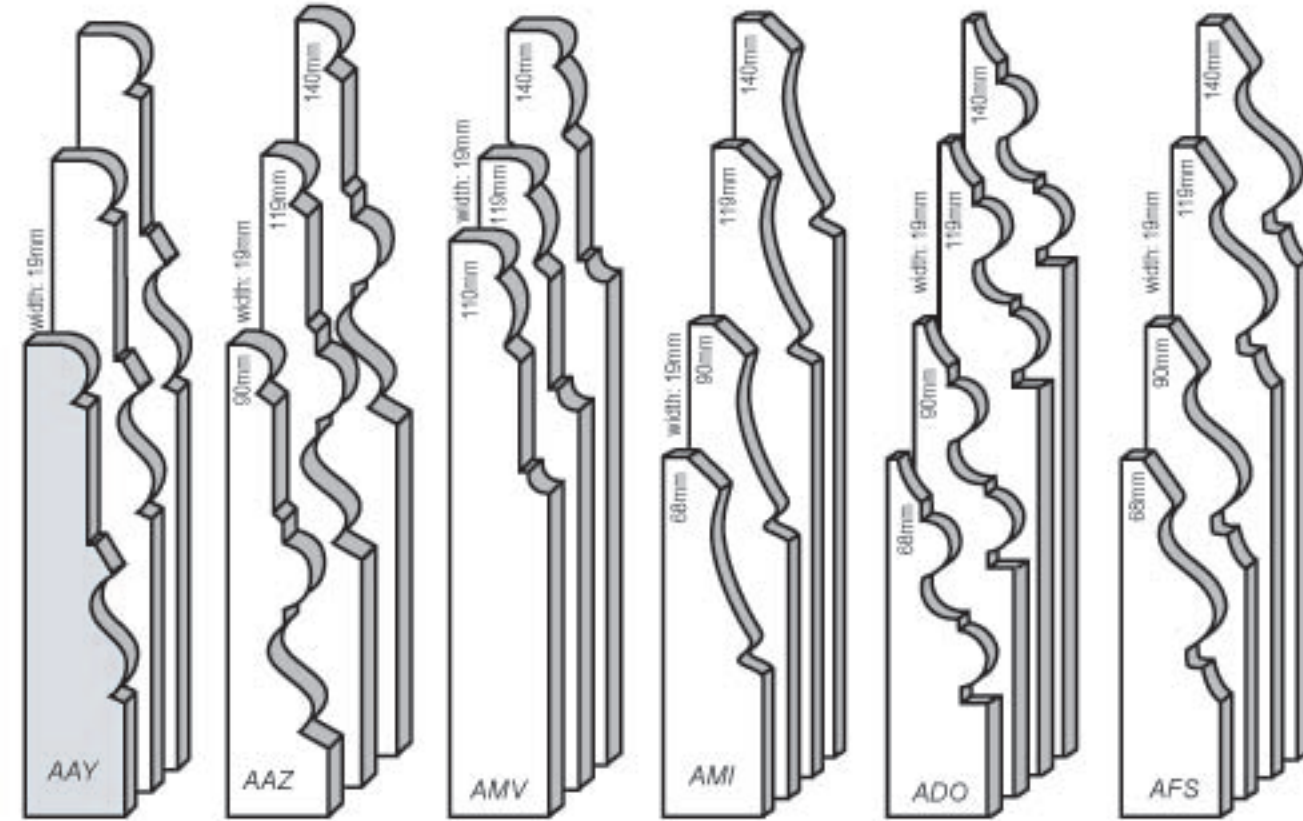
Although few Queensland houses were lined with the soft plaster so common further south, the tradition of 'protecting' the walls with mouldings wherever feet, chairs or hands could strike endured.

Initially, simply moulded architraves, skirtings and chair rails were used, the latter often being a structural element for stabilising high T&G VJ walls. The Victorian era saw the size and elaborateness of all mouldings grow, with the picture rail gaining broad public acceptance only at the turn of the century. The Federation era saw a simplification of moulding profiles and sizes, and the popularity of wainscotting (panelling) below a plaque rail set at door height (on which to mount displays).

Mouldings gradually diminished post World War II, becoming simply dressed rectangular, splayed or lamb's tongue sections with minimum cover.

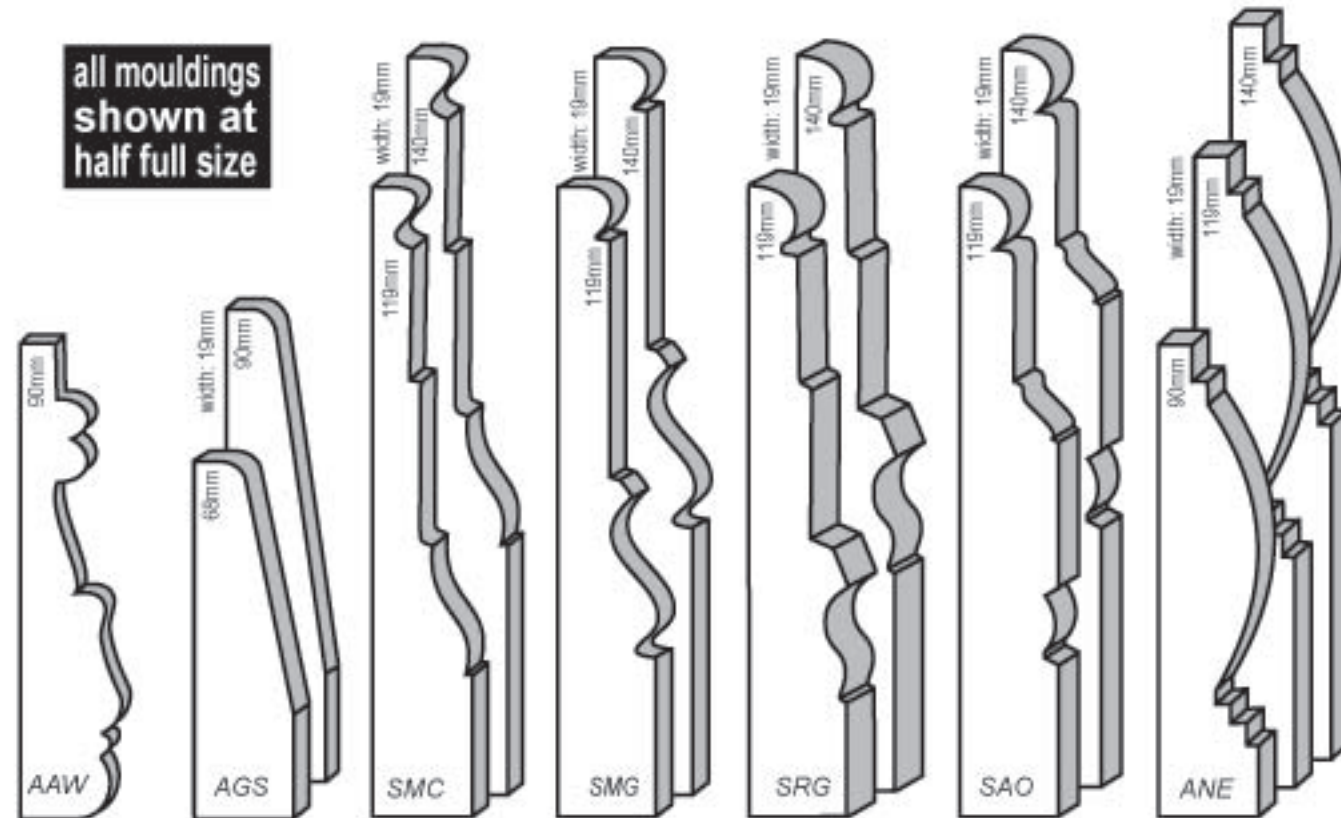
The Woodworkers' Company has one of Queensland's largest libraries of moulding knives and the in-house facilities to cut blades and run special mouldings for replication work. As we are not timber merchants we do not generally carry stock mouldings but undertake moulding and dressing work to order. The profiles shown on the attached sheets indicate a selection of the profiles we have available.

ARCHITRAVE & SKIRTINGS



for more information & current prices on mouldings refer to our website www.woodworkers.com.au/restoration/mouldings/prices

all mouldings shown at half full size



"The measure of the old house is usually determined by the quality of the interior joinery. Whatever flourishes have been heaped onto the exterior, however elegant or striking the elevation, attention will sooner or later gravitate to the internal finishing."

Ian Stapleton ISBN 1 875253 025, page 92

BRISBANE

Showroom : 1095 Ipswich rd, Moorooka 4105
 Postal : PO Box 206, Moorooka 4105
 Head Office : Evesham St, Moorooka 4105
 Tel: (07) 3848 1383 Fax: (07)3892 1476
 Email : sales@woodworkers.com.au

GOLD COAST

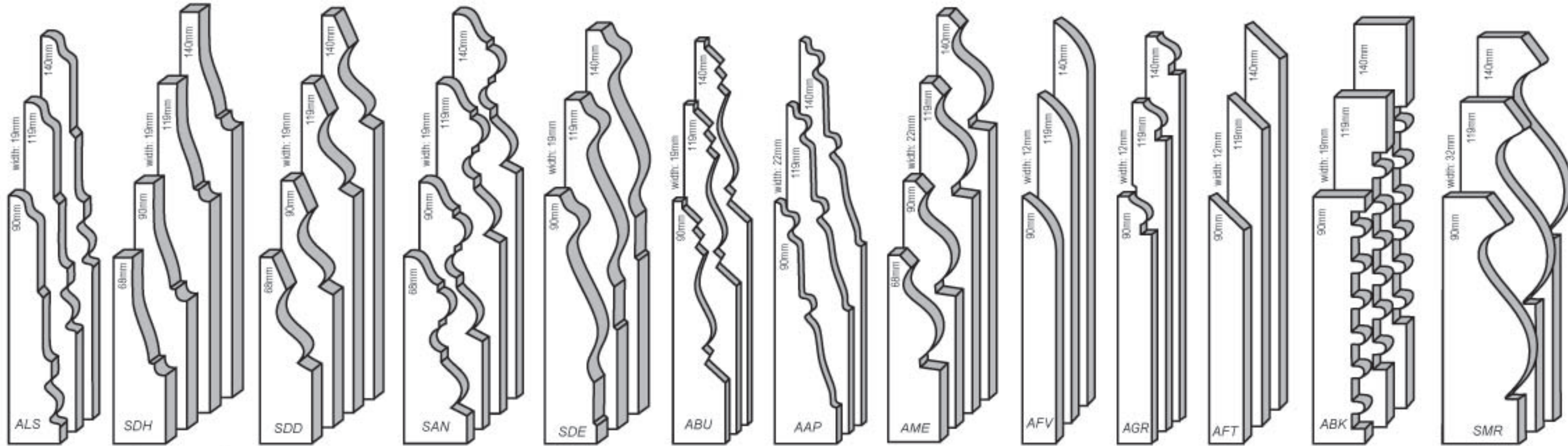
Brickworks Annex,
 Warehouse Rd., Southport 4215
 Tel : (07) 5571 0088
 Fax : (07) 5571 0617
 goldcoast@woodworkers.com.au

SUNSHINE COAST

53 Wisers Rd,
 Maroochydore 4558
 Tel : (07) 5479 0999
 Fax : (07) 5479 0911
 sunshine@woodworkers.com.au

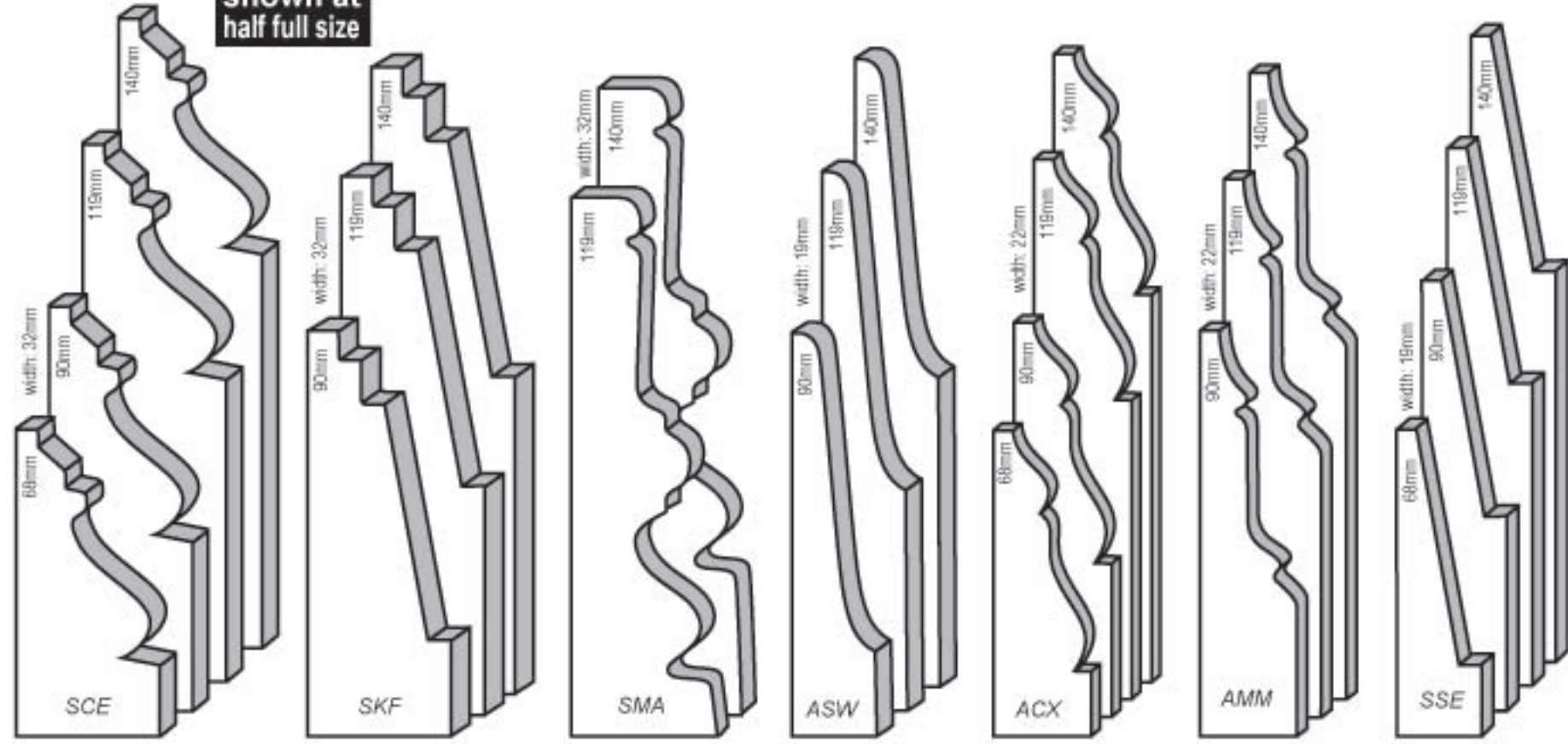
Mouldings

biggest choice
 best prices
 innovative designs
 largest stock

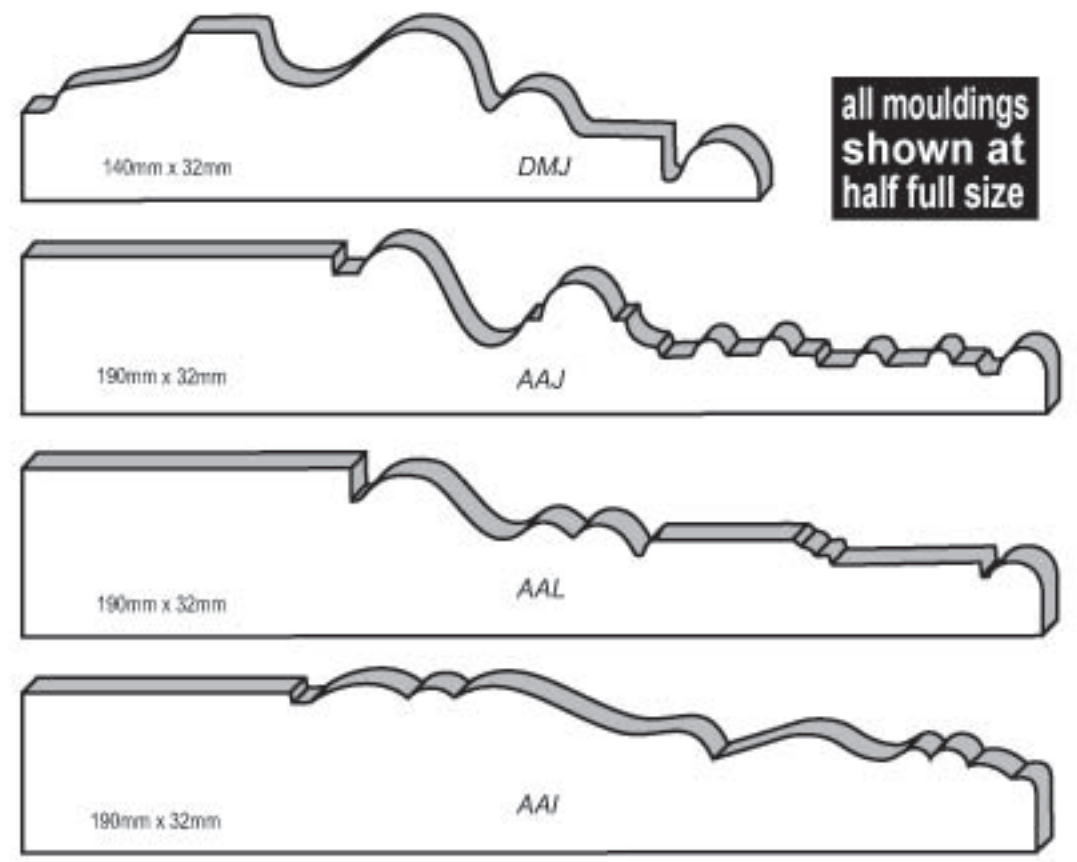


all mouldings
 shown at
 half full size

for more information & current prices on mouldings visit our website www.woodworkers.com.au/restoration/mouldings/prices



all mouldings
 shown at
 half full size



BRISBANE

Showroom : 1095 Ipswich rd, Moorooka 4105
 Postal : PO Box 206, Moorooka 4105
 Head Office : Evesham St, Moorooka 4105
 Tel: (07) 3848 1383 Fax: (07)3892 1476
 Email : sales@woodworkers.com.au

GOLD COAST

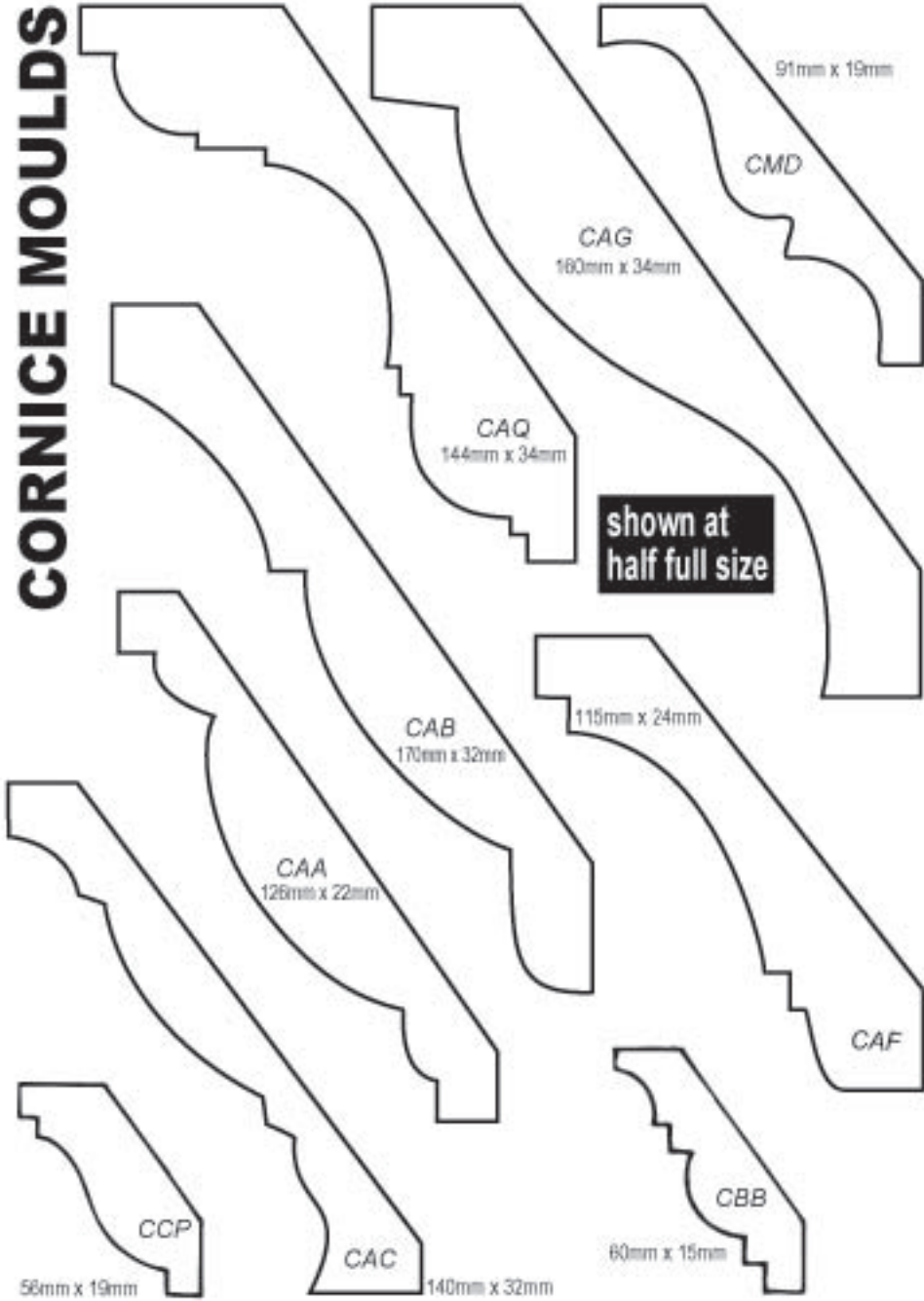
Brickworks Annex,
 Warehouse Rd., Southport 4215
 Tel : (07) 5571 0088
 Fax : (07) 5571 0617
 goldcoast@woodworkers.com.au

SUNSHINE COAST

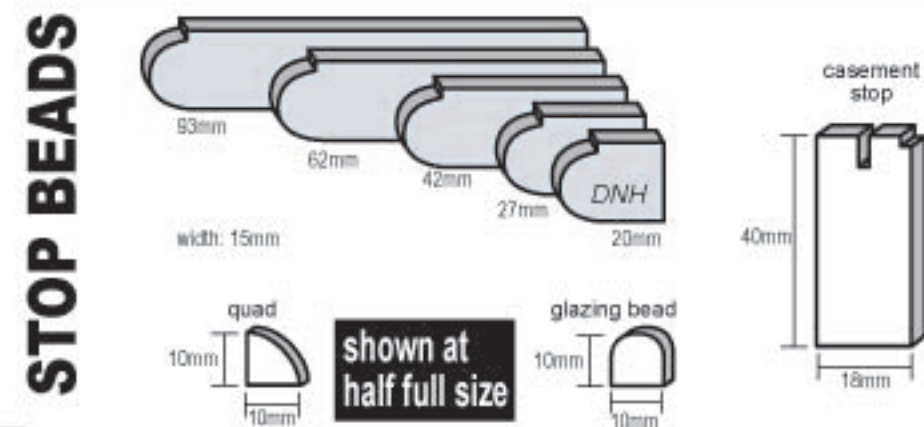
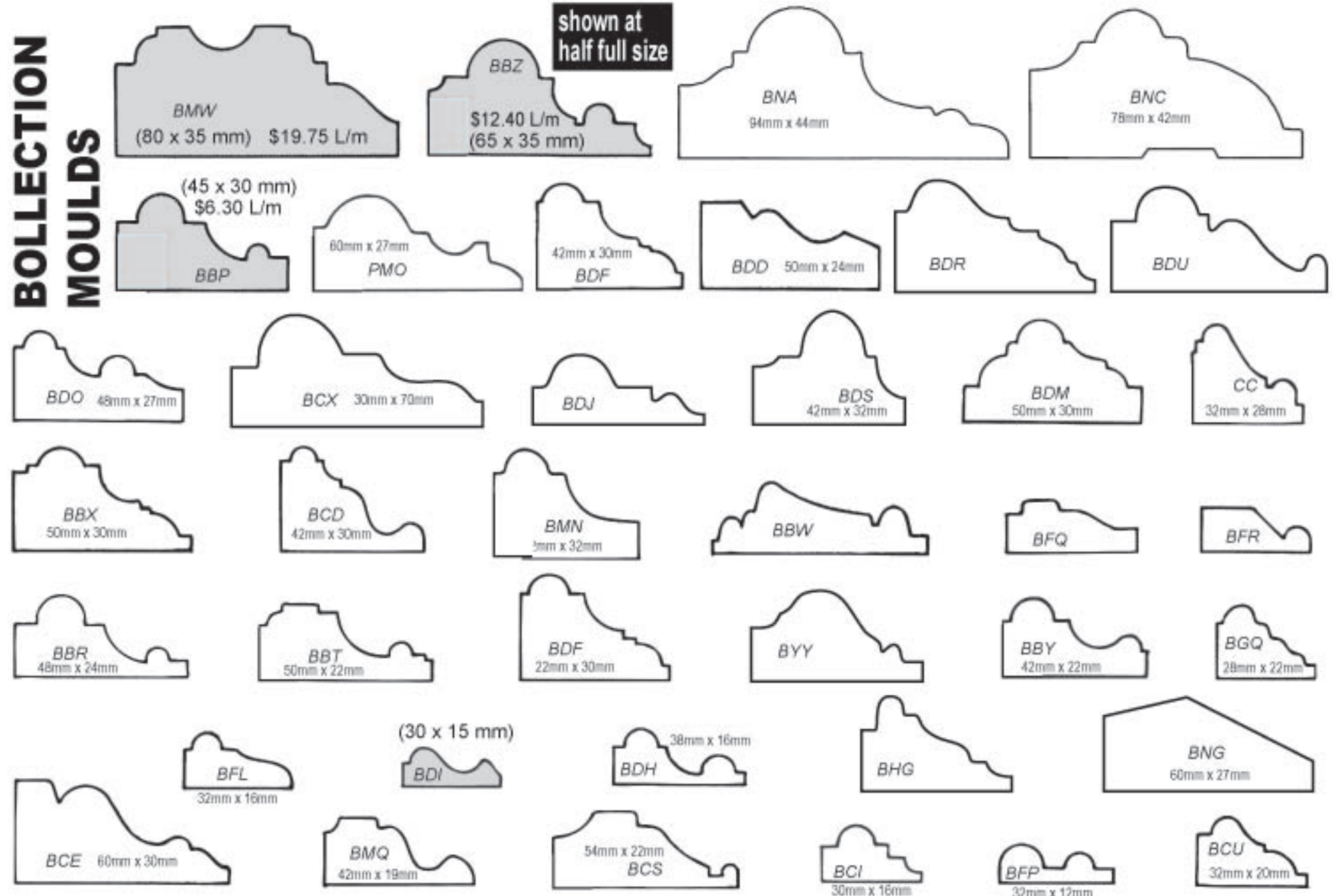
53 Wisers Rd,
 Maroochydore 4558
 Tel : (07) 5479 0999
 Fax : (07) 5479 0911
 sunshine@woodworkers.com.au

biggest choice
 best prices
 innovative designs
 largest stock

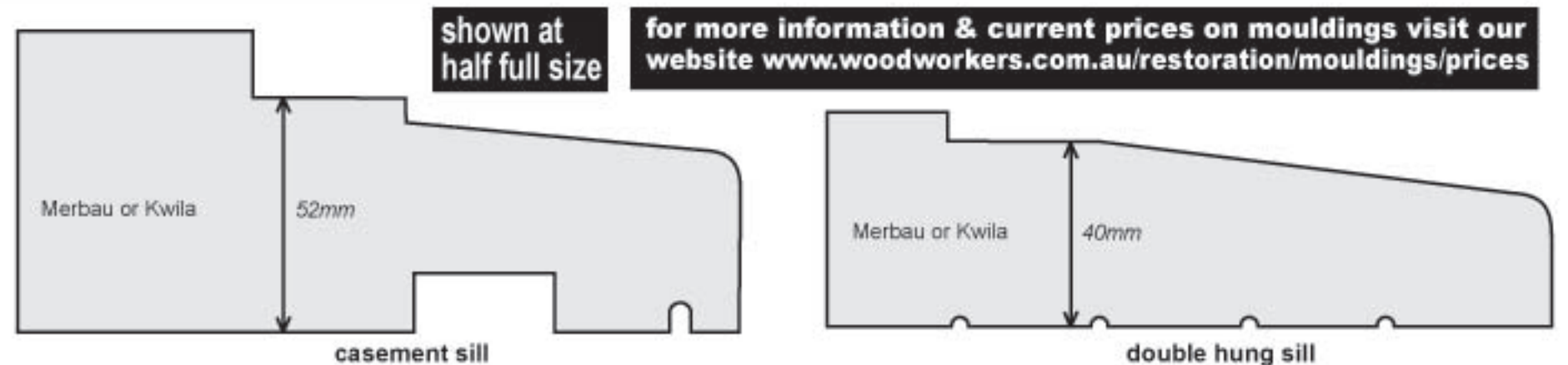
Mouldings



**BOLLECTION
MOULDS**



STOCK SILLS



BRISBANE

Showroom : 1095 Ipswich rd, Moorooka 4105
 Postal : PO Box 206, Moorooka 4105
 Head Office : Evesham St, Moorooka 4105
 Tel: (07) 3848 1383 Fax: (07)3892 1476
 Email : sales@woodworkers.com.au

GOLD COAST

Brickworks Annex,
 Warehouse Rd., Southport 4215
 Tel : (07) 5571 0088
 Fax : (07) 5571 0617
 goldcoast@woodworkers.com.au

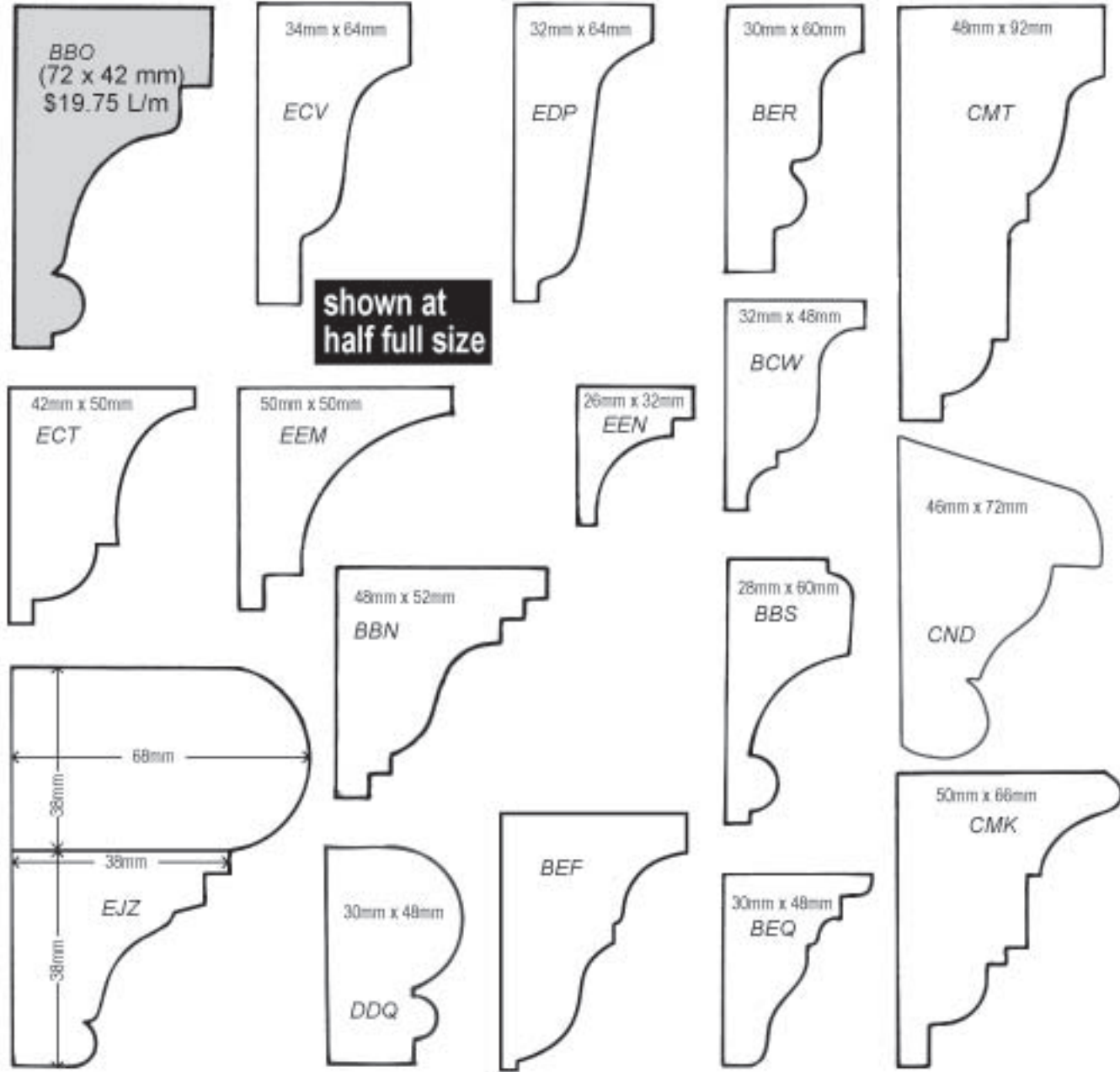
SUNSHINE COAST

53 Wisers Rd,
 Maroochydore 4558
 Tel : (07) 5479 0999
 Fax : (07) 5479 0911
 sunshine@woodworkers.com.au

Mouldings

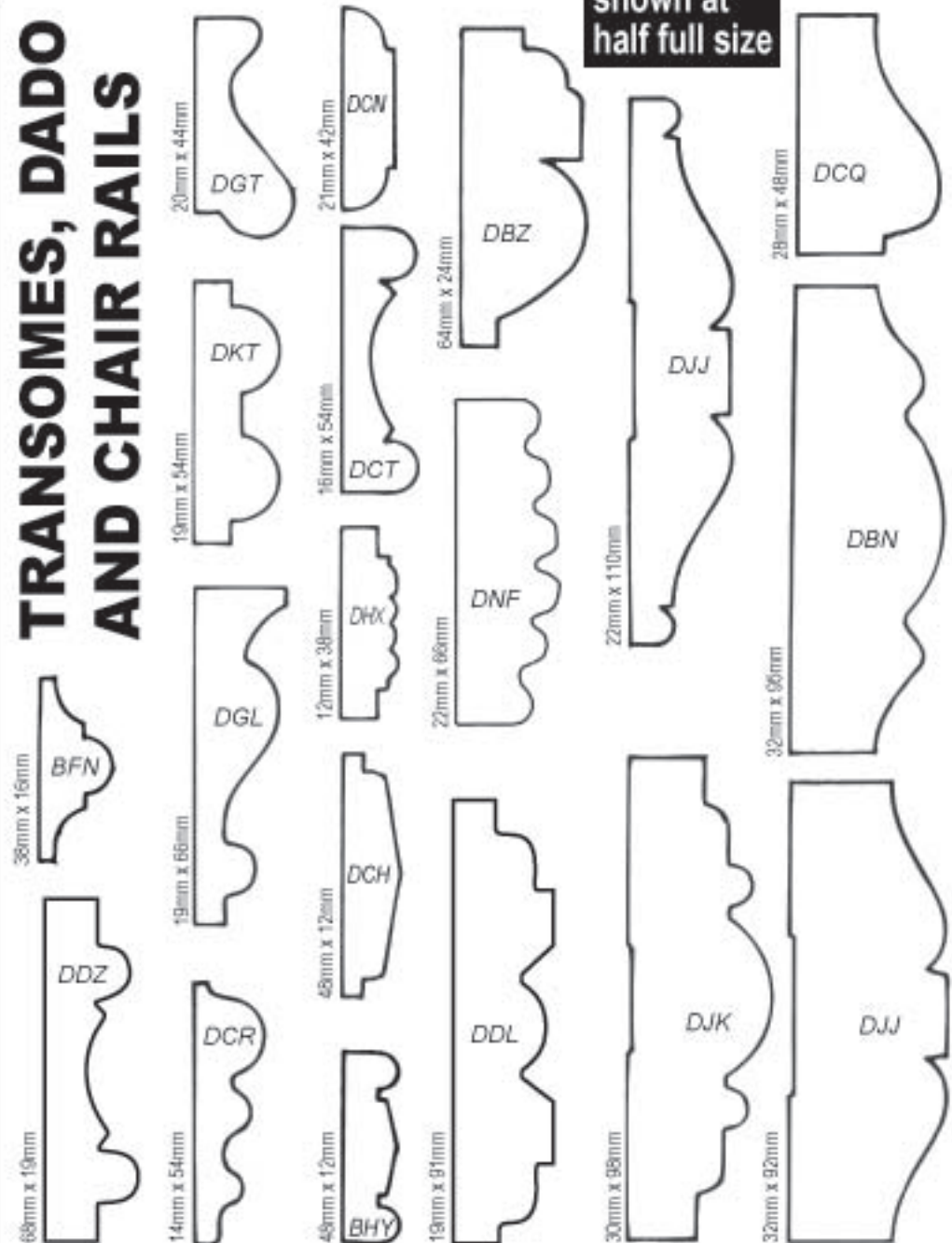
CROWNS + SILL MOULDS

shown at half full size



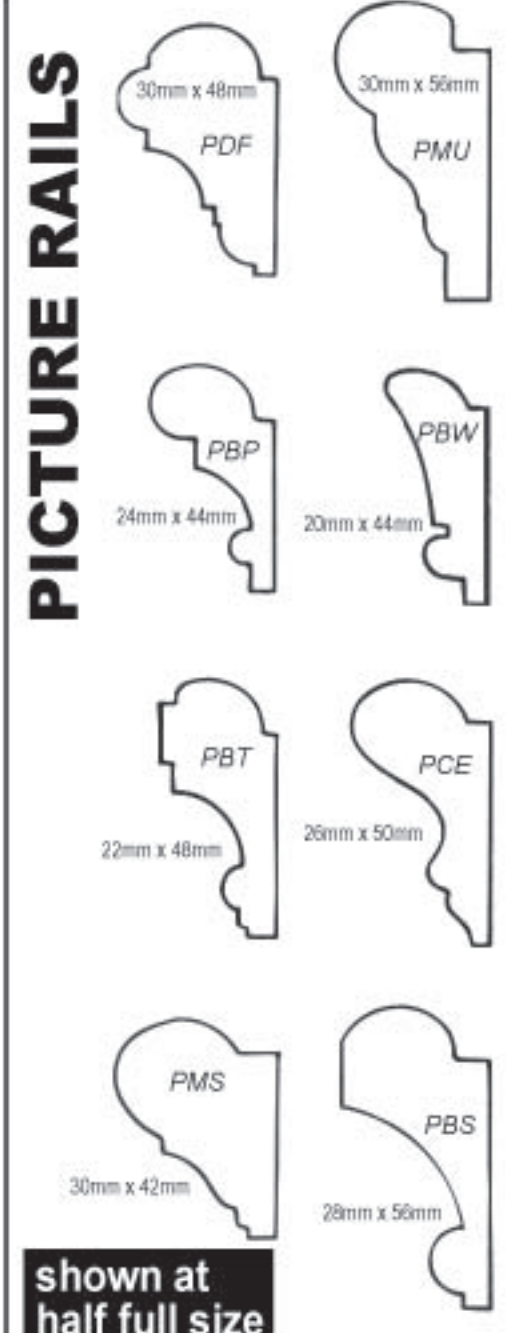
shown at half full size

TRANSOMES, DADO AND CHAIR RAILS



shown at half full size

PICTURE RAILS



shown at half full size

shown at half full size

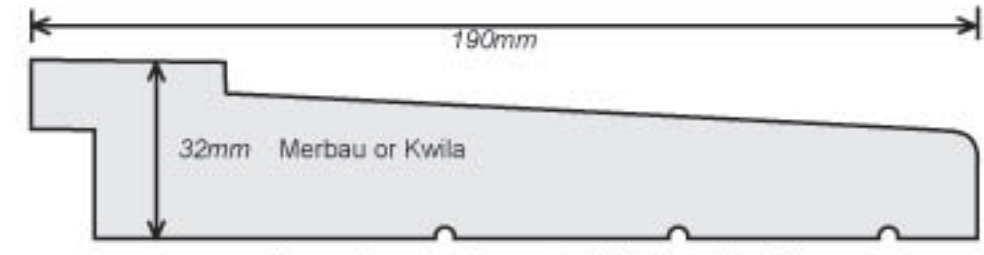
for more information & current prices on mouldings visit our website www.woodworkers.com.au/restoration/mouldings/prices



outward opening french door sill



inward opening french door sill



inward opening extrawide threshold

BRISBANE

Showroom : 1095 Ipswich rd, Moorooka 4105
Postal : PO Box 206, Moorooka 4105
Head Office : Evesham St, Moorooka 4105
Tel: (07) 3848 1383 Fax: (07)3892 1476
Email : sales@woodworkers.com.au

GOLD COAST

Brickworks Annex,
Warehouse Rd., Southport 4215
Tel : (07) 5571 0088
Fax : (07) 5571 0617
goldcoast@woodworkers.com.au

SUNSHINE COAST

53 Wisers Rd,
Maroochydore 4558
Tel : (07) 5479 0999
Fax : (07) 5479 0911
sunshine@woodworkers.com.au

**Sikkens Finishes
Shopfronts**

biggest choice
best prices
innovative designs
largest stock

SIKKENS TRANSPARENT FINISHING SYSTEMS

Filter 7 Exterior Satin Finish



077 Pine
006 Light Oak
045 Mahogany
085 Teak

Can sizes: 1Litre, 5 Litre,
20* Litre (*selected colours)

Coverage: Smooth,
10 - 16 m²/litre.
Rough sawn: 6 - 8 m²/litre

Cetol HLS Exterior Seal Coat



077 Pine
006 Light Oak
045 Mahogany
085 Teak

Can sizes: 1Litre, 5 Litre,
20* Litre (* selected colours)

Coverage: Smooth,
14 - 18 m²/litre. Rough,
6 - 9 m²/litre

Cetol Deck Plus



078 Natural
(Honey colour)

Can sizes: 1Litre,
5 Litre, 20 Litre

Coverage: 8 m²/litre

Cetol TS Interior



For interior use only
003 Clear
004 Natural Oak
006 Light Oak

Can sizes: 1Litre, 2.5 Litre,
(003 also in 5 Litre)
Coverage: 12 m²/litre

Gupa Wood Filler

NOTE:
We recommend a dark colour
filler (Teak) for nail holes.



Available in
seven wood
colours for
both interior

Can sizes: 150ml
750ml cans

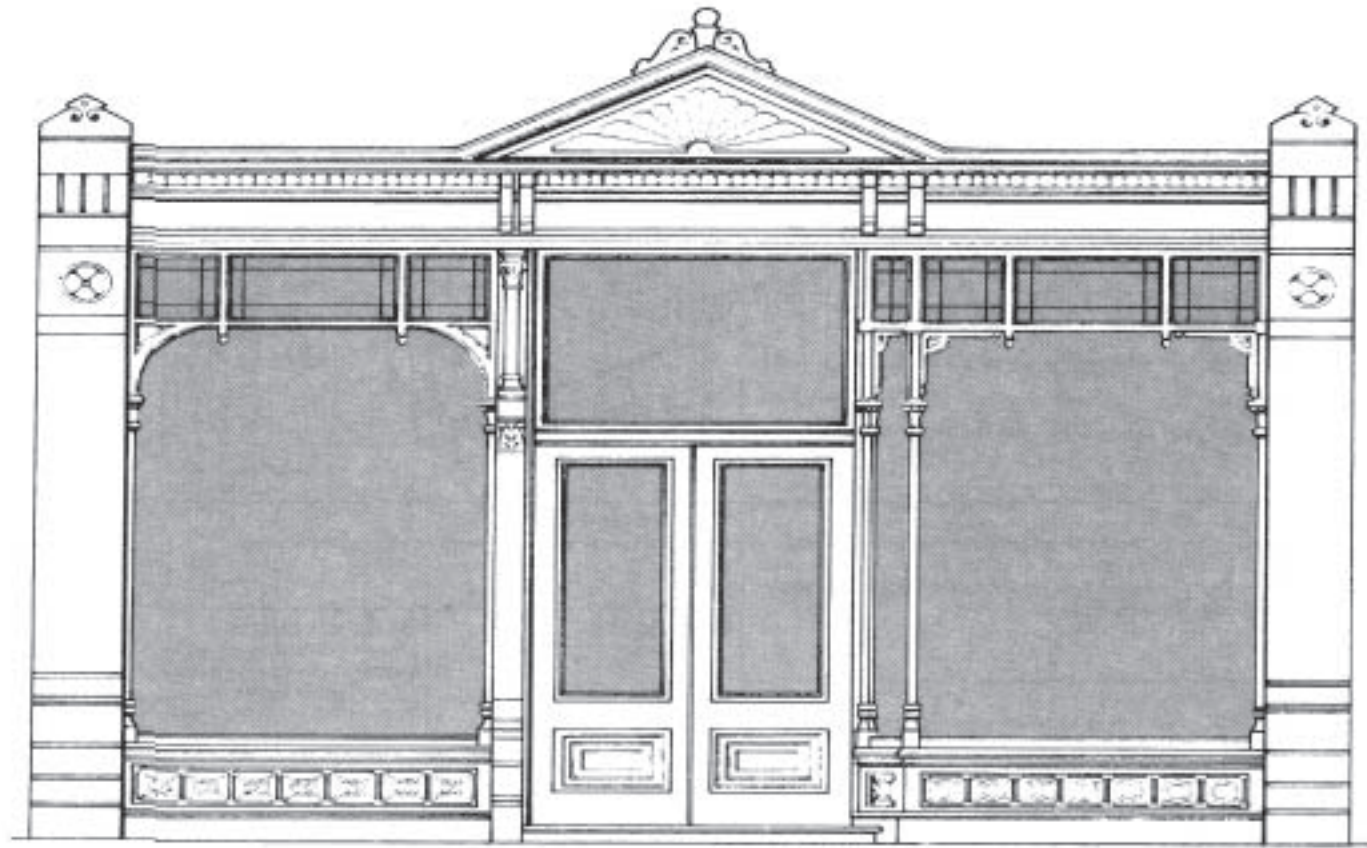
Woodworkers' experience with the wide range of coating systems has led us to strongly recommend the SIKKENS range of timber finishing products for our joinery. We believe the range provides the best nourishment for timber, very good durability and minimises hindrance to the smooth operation of joinery.

For further information refer to Sikkens Technical Data Sheets.

SIKKENS Recommended Finishing System for Joinery
Exterior
Full sun - 1-2 coats HLS then 2-3 coats Filter 7 or TGL-plus
Interior
2-3 coats Cetol HLS or 2-3 coats of Cetol TS interior

Note: all exterior finishes must have some pigmentation to provide UV resistance. Sikkens products come in a range of pigments but Woodworkers only stocks the popular colours listed at left. Should a gloss finish be required, use TGL-plus, but remember a gloss finish externally will dull over time.

Preparation and Application - Ensure surfaces are clean and dry. Sand along grain using a fine abrasive paper. Products are best applied by a long haired brush. Ensure end grain is thoroughly coated (especially top and bottom of doors & windows). A light sand is likely to be required after the application of HLS particularly on Red Cedar due to the grain raising which is characteristic of the species. Re-apply HLS to any area where sanding has revealed raw timber before applying topcoats. Solvent based Gupa wood filler can be used as filler/stopper for both interior and exterior use. Nail, holes etc. should be filled with Gupa after the application of the first sealer coat. It can be overcoated with transparent wood finishes.

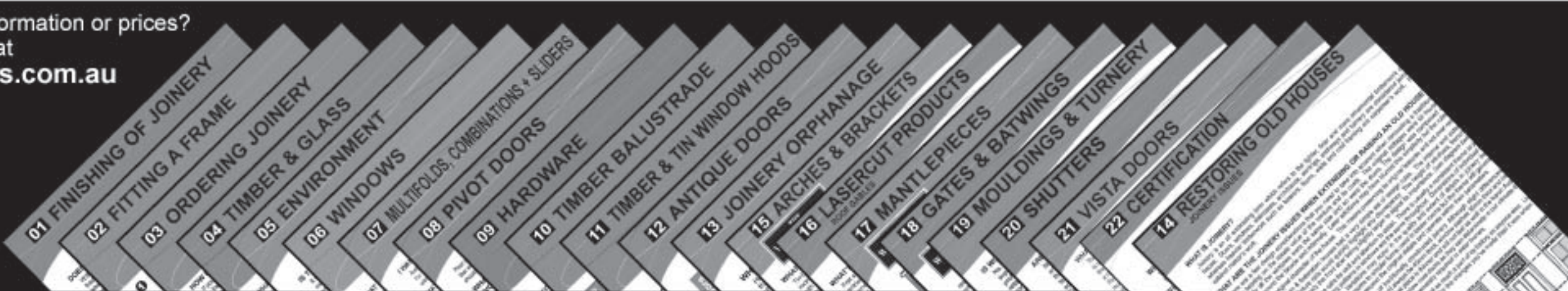


TRADITIONAL SHOPFRONTS AND PUBS

Polished timber shopfronts have an individuality that sets them apart from monotonous glass display windows. Originally they lined all commercial thoroughfares, broken here and there by more ornate public houses. Traders dealing in bulky goods such as tailors, bootmakers and outfitters used full height shop fronts with low stallboards to allow their goods to be viewed from above. They preferred richly coloured woods to contrast with the sombreness of their produce, whereas linen drapers and milliners added much polished brass detail to harmonise with the brilliant colours of their wares. Traders in provisions, such as butchers, bakers, fishmongers, grocers and confectioners needed to display numerous small articles close to the eye and used higher stallboards and low panelled shopfronts lined with marble, state or tiles for the hygiene of perishable goods. Ebonised finishes on very elegantly detailed shop casings were chosen for shops whose contents were brilliant or richly coloured, such as jewellers, silversmiths, silk mercers and chemists, whereas heavy classical panelling and boldly struck moulds were preferred for banks and offices. The Woodworkers' Company makes shopfronts in the original timbers of oak and cedar and takes great pleasure in designing distinctive facades for any retailing purpose or architectural style.

Need more detailed information or prices?
Refer our FAQ sheets at
www.woodworkers.com.au

Woodworkers has compiled a large range of detailed FAQ sheets that will explain most of the issues that relate to our products and provide up to date pricing. Presented in the same graphic format as this catalogue, there is a separate FAQ for each of the following:





New Houses and Heritage Restorations



Commercial Projects, Shopfronts and Pubs





Sliding doors



Weighted windows



Lattice gates



Gates and front entrances

Mitreglass detailing

THE
WOODWORKERS
COMPANY

thank you for your interest in our
renovations catalogue

If you're looking for contemporary or
european designs refer to our separate
innovations catalogue



woodworkers
door and window
innovations




Adjustable timber louvres



Double hungs



Prehung multi-fold doors



French doors



Conservatories



Verandah detailing



Mantles and arches



Replacement windows



Finials, fretworks and facias

Looking for bargains?
www.woodworkersxs.com.au




Try our separate website www.woodworkersxs.com.au for discounted stock, seconds, consignments cancellations, displays and other stuff up!




Traditional interior details



Mouldings



Balustrades, brackets and hoods



Timber and iron balustrades



French doors and storm shutters



woodworkers
door+window warehouse
www.sydneywoodworkers.com.au

factory direct prices | innovative designs | largest stocks | cedar specialists | hardware importers | shutter solutions



JOHN COATES

MALCOLM KAMP



SARAH COATES



NEIL CARROLL



GARRY SOAMES



PETER WUST



WENDY GREGG



MO BUTLER



KLAUS GENG



DUANE WILSON



MARCEL CHITEZ




WILLIAM LUNT



MICHAEL JONES



JIM DANIELS



GARRY BRACKLEY



JACQUI WILLIAMSON




JULIE EDWARDS




BRIAN O'MALLY



LISA BELL




THOMAS WEISKE



**THE
WOODWORKERS
COMPANY**





BRISBANE

1095 Ipswich Rd
Moorooka 4105
☎ 07 3848 1383
F: 07 3892 1476

GOLD COAST

Warehouse Road
Southport 4215
☎ 07 5571 0088
F: 07 5571 0617

SUNCOAST

53 Wisers Road
Maroochydore
☎ 07 5479 0999
F: 07 5479 0911

SYDNEY

2 Sydenham Rd
Brookvale 2100
☎ 02 9938 4999
F: 02 9938 4666